

OKLAHOMA

MEN'S BASKETBALL

Mike Houck, Director of Media Relations
McClendon Center for Intercollegiate Athletics
180 West Brooks, Suite 2525 | Norman, OK 73019
Cell: (405) 249-5892 | E-Mail: mhouck@ou.edu
www.SoonerSports.com | Twitter: @SoonerHoops



26 NCAA Tournaments | 4 Final Fours | 14 Conference Championships | 30 All-Americans | 27 Postseason Appearances In The Last 30 Years

Oklahoma Schedule/Results

N1 NORTHEASTERN STATE (Ex.) W 85-51
N6 WASHBURN (Ex.) W 85-59

N11 IDAHO STATE W 78-74
N18 COPPIN STATE W 92-65
N24 vs. Washington State # W 74-59
N25 vs. Santa Clara # W 85-73
N27 vs. Saint Louis # L 63-83

D2 SACRAMENTO STATE W 82-53
D8 ORAL ROBERTS W 73-59
D10 ARKANSAS W 78-63
D17 vs. Houston \$ W 79-74
D21 SOUTH CAROLINA STATE W 83-48
D29 at Cincinnati % L 55-56
D31 NORTHWESTERN STATE W 83-63

J3 at Missouri L 49-87
J7 KANSAS L 61-72
J9 at Oklahoma State L 65-72
J14 KANSAS STATE W 82-73
J17 TEXAS TECH W 64-55
J21 at Texas A&M L (OT) 75-81
J24 BAYLOR L 65-77
J28 at Kansas State W 63-60

F1 at Kansas L 62-84
F4 IOWA STATE L 70-77
F6 MISSOURI L 68-71
F11 at Texas Tech L 47-65
F14 TEXAS L 58-69
F18 at Iowa State L 69-80
F22 OKLAHOMA STATE W 77-64
F25 at Baylor L 60-70
F29 at Texas L 64-72

M3 TEXAS A&M W 65-62
M7 vs. Texas A&M ^ 6 p.m. Big 12
M15-18 NCAA First/Second Rounds TBD CBS
M22-25 NCAA Regionals TBD CBS
M31/A2 NCAA Final Four TBD CBS

All times Central and subject to change

76 Classic (Anaheim, Calif.)
\$ All-College Classic (Oklahoma City)
% at U.S. Bank Arena
^ Big 12 Championship (Kansas City, Mo.)


"Big 12" is Big 12 Network regional television

Radio (Sooner Sports Network)

Play-by-Play.....Toby Rowland
Analyst.....Mike Houck

TV (Big 12 Network)

Play-by-Play.....Dave Armstrong
Analyst.....Reid Gettys



OKLAHOMA (15-15, 5-13)
SOONERS

At a Glance

Date.....Wednesday, March 7
Site.....Kansas City, Mo.
Tip Time.....6:05 p.m. CT
Radio.....KOKC 1520 AM in OKC;
.....KTBB 1430 AM in Tulsa; Sirius 93; XM 191
TV.....KOCB Ch. 34 in OKC; KTUL Ch. 8 in Tulsa
Series.....Oklahoma leads 29-9
Last Meeting.....OU won 65-62 (3/3/12)



TEXAS A&M (13-17, 4-14)
AGGIES

PROJECTED OKLAHOMA STARTERS

4 ANDREW FITZGERALD • F
6-8 • 247 • Jr. • Baltimore, Md.
Brewster Academy (N.H.)

| PTS | REB | FG% | MIN |
|------|-----|------|------|
| 12.2 | 5.1 | .468 | 28.0 |



NOTES: Has scored in double figures in 20 of the last 25 games but just twice in the last six (averaging 7.5 points the last six) ... Turned in a career-high 27-point performance vs. Iowa State Feb. 4 (11-for-19 field goal shooting) ... Ranks eighth in the Big 12 with his 2.5 offensive boards a game ... Has 74 offensive rebounds and 79 defensive boards ... An honorable mention All-Big 12 selection last year ... Has started 63 straight games.

24 ROMERO OSBY • F
6-8 • 232 • Jr. • Meridian, Miss.
Mississippi State University

| PTS | REB | FG% | MIN |
|------|-----|------|------|
| 12.7 | 7.4 | .486 | 30.0 |



NOTES: An honorable mention All-Big 12 selection ... Averaged 14.0 points and team-high 6.5 rebounds in Big 12 play ... Ranks fourth in conference with seven double-doubles ... Has grabbed at least 10 boards nine times ... Has scored at least 9 points in each of the last 17 contests ... Coming off a career-high 24 point game vs. Texas A&M ... Has 82 FT attempts over last 16 games ... Has 34 of team's 65 dunks (52%) ... Leads team with 15 charges taken.

1 SAM GROOMS • G
6-1 • 203 • Jr. • Greensboro, N.C.
Chipola College (Fla.)

| PTS | REB | AST | MIN |
|-----|-----|-----|------|
| 6.5 | 2.8 | 6.0 | 31.3 |



NOTES: Has started all 30 games at point guard ... Ranks second in Big 12 in assists (6.0) and first in assist-to-turnover ratio (3.0; ranks in top 10 nationally) ... Averaged 6.4 assists and 1.9 turnovers in Big 12 play (3.3 ratio) ... Has a 3.6 assist-to-turnover ratio over the last 13 games ... Has recorded at least five assists in 12 of last 13 games ... Has 20 games of two or fewer turnovers ... Rated as country's No. 3 juco prospect last year by JucoRecruiting.com.

2 STEVEN PLEDGER • G
6-4 • 222 • Jr. • Chesapeake, Va.
Atlantic Shores Christian School

| PTS | REB | 3FG% | MIN |
|------|-----|------|------|
| 16.6 | 4.0 | .426 | 32.9 |



NOTES: An honorable mention All-Big 12 selection ... Ranks No. 6 in Big 12 in scoring (16.6) and No. 3 in 3's per game (2.5) ... Ranks seventh in league in FG% (.464) and sixth in 3-point FG% (.426) and FT% (.830) ... Has eight 20-plus scoring efforts this season (three all of last year) and two games of at least 30 points ... Had made 44 of 46 FT attempts but has gone 12-for-20 over last eight games ... Ranks 35th at OU with 1,016 career points.

21 CAMERON CLARK • G
6-6 • 198 • So. • Sherman, Texas
Sherman High School

| PTS | REB | AST | MIN |
|-----|-----|-----|------|
| 8.6 | 4.6 | 1.2 | 27.2 |



NOTES: Has started 59 of his 62 career games ... Has scored in double figures in five of the last six games (nine in other) after doing it three times in the previous 15 outings ... Averaging 12.7 points the last six games on .523 shooting ... Has more field goals (34) over last six games than he did in previous 14 contests ... Has grabbed 20 rebounds over the last two outings ... All five of his 3-pointers came in back-to-back December games.

OKLAHOMA'S TOP RESERVES

| No. | Name | Position | Height | Weight | Class | Points | Rebounds | Assists | Minutes |
|-----|-----------------|----------|--------|--------|-------|--------|----------|---------|---------|
| 15 | Tyler Neal | F | 6-7 | 227 | So. | 4.0 | 2.5 | 0.6 | 13.1 |
| 14 | Carl Blair | G | 6-2 | 205 | Jr. | 3.6 | 2.2 | 2.6 | 15.6 |
| 5 | C.J. Washington | F | 6-7 | 230 | Sr. | 2.1 | 3.5 | 0.2 | 11.5 |
| 32 | Casey Arent | C | 6-10 | 227 | Jr. | 1.2 | 1.8 | 0.0 | 6.1 |
| 31 | Barry Honoré | F | 6-7 | 270 | Sr. | 0.7 | 0.9 | 0.2 | 4.4 |

PROJECTED TEXAS A&M STARTERS

| No. | Name | Position | Height | Weight | Class | Points | Rebounds | Assists | Minutes |
|-----|-----------------|----------|--------|--------|-------|--------|----------|---------|---------|
| 10 | David Loubeau | F | 6-8 | 234 | Sr. | 11.0 | 4.5 | 0.5 | 26.8 |
| 22 | Khris Middleton | F | 6-7 | 217 | Jr. | 12.4 | 5.0 | 2.1 | 27.9 |
| 35 | Ray Turner | F | 6-9 | 232 | Jr. | 9.0 | 5.4 | 0.3 | 21.9 |
| 5 | Dash Harris | G | 6-1 | 171 | Sr. | 6.0 | 3.0 | 4.3 | 30.1 |
| 31 | Elston Turner | G | 6-5 | 211 | Jr. | 14.0 | 3.7 | 2.3 | 33.6 |

Head Coach Lon Kruger

► Lon Kruger was named Oklahoma's 14th head men's basketball coach on April 1, 2011.

► Owns a 494-319 (.608) collegiate record over 25 years.

► Has coached at Texas-Pan American (52-59 record from 1982-86), Kansas State (81-46 from 1986-90), Florida (104-80 from 1990-96), Illinois (81-48 from 1996-00) and UNLV (161-71 from 2004-11).

► Served as head coach of NBA's Atlanta Hawks from 2000-03 (69-122 record) and was an assistant for New York Knicks (2003-04 season).

► Averaged 25.4 wins at UNLV over the last five years (four NCAA appearances and one NIT trip) and won at least 21 games each of those five seasons.

► Coached UNLV to a 55-25 (.688) Mountain West Conference record the last five seasons.

► Has taken teams to 13 NCAA Tournaments (14-13 record) and four NITs (4-5 record).

► Coached Florida to the 1994 Final Four, Kansas State to the 1988 Elite Eight and UNLV to the 2007 Sweet 16.

► Has led all five of the college programs he has coached to 20-win seasons.

► Is one of five coaches in Division I college basketball history to take four different schools to the NCAA Tournament and is one of three coaches to win an NCAA Tournament game at four schools.

► Is one of just two head coaches in Division I history to lead at least four different schools to multiple NCAA Tournament wins.

► Is one of four coaches to lead three different schools to NCAA Sweet 16 appearances.



Lon Kruger Year by Year

| Year | School | Record | Pct. |
|---------------|----------------|----------------|-------------|
| 1982-83 | Pan American | 7-21 | .250 |
| 1983-84 | Pan American | 13-14 | .481 |
| 1984-85 | Pan American | 12-16 | .429 |
| 1985-86 | Pan American | 20-8 | .714 |
| 1986-87 | * Kansas State | 20-11 | .645 |
| 1987-88 | * Kansas State | 25-9 | .735 |
| 1988-89 | * Kansas State | 19-11 | .633 |
| 1989-90 | * Kansas State | 17-15 | .531 |
| 1990-91 | Florida | 11-17 | .393 |
| 1991-92 | ^ Florida | 19-14 | .576 |
| 1992-93 | ^ Florida | 16-12 | .571 |
| 1993-94 | * Florida | 29-8 | .784 |
| 1994-95 | * Florida | 17-13 | .567 |
| 1995-96 | Florida | 12-16 | .429 |
| 1996-97 | * Illinois | 22-10 | .688 |
| 1997-98 | * Illinois | 23-10 | .697 |
| 1998-99 | Illinois | 14-18 | .438 |
| 1999-00 | * Illinois | 22-10 | .688 |
| 2004-05 | ^ UNLV | 17-14 | .548 |
| 2005-06 | UNLV | 17-13 | .567 |
| 2006-07 | * UNLV | 30-7 | .811 |
| 2007-08 | * UNLV | 27-8 | .771 |
| 2008-09 | ^ UNLV | 21-11 | .656 |
| 2009-10 | * UNLV | 25-9 | .735 |
| 2010-11 | * UNLV | 24-9 | .727 |
| 2011-12 | Oklahoma | 15-15 | .500 |
| Totals | | 494-319 | .608 |

* NCAA Tournament

^ National Invitation Tournament

WEDNESDAY'S GAME BASICS

The Phillips 66 Big 12 Championship's No. 8 seed, Oklahoma (15-15 overall, 5-13 Big 12) plays No. 9 seed Texas A&M (13-17, 4-14) for the second time in five days on Wednesday at 6 p.m. CT inside Kansas City's Sprint Center. The Sooners beat the Aggies 65-62 in Norman on Saturday. A&M beat OU in overtime, 81-75, on Jan. 21 in College Station. Wednesday's contest will air on the Sooner Radio Network (KOKC AM 1520 in Oklahoma City; KTBZ AM 1430 in Tulsa; Sirius 93; XM 191) with **Toby Rowland** and **Mike Houck** announcing. The game will be televised by the Big 12 Network (KOCB Ch. 34 in OKC; KTUL Ch. 8 in Tulsa; ESPN Full Court) with **Dave Armstrong** and **Reid Gettys** calling the action.

SOONER STORYLINES

► Oklahoma owns a 29-9 series advantage against Texas A&M, including a 24-9 mark since the beginning of the Big 12 Conference. Wednesday will mark the teams' first meeting in the Big 12 Championship since the inaugural event in 1997 when OU won 67-58 in the first round.

► The Sooners and Aggies split the season series, with A&M winning 81-75 in overtime Jan. 21 in College Station and OU winning 65-62 Saturday in Norman.

► Oklahoma ranks second in the number of Phillips 66 Big 12 Championship victories (20) and titles (three). Only Kansas has more of each (31 and eight).

► The Sooners are 4-3 at Kansas City's Sprint Center. They went 1-1 in the 2008 Big 12 Championship, 0-1 in the 2009 event and 1-1 last year. They also beat Morgan State and Michigan in the 2009 NCAA Tournament first and second rounds.

► The junior trio of **Steven Pledger**, **Andrew Fitzgerald** and **Romero Osby** accounted for 64 percent of the team's points in Big 12 play (746 of 1,164) and 49 percent of its rebounds (277 of 567). Pledger and Osby were honorable mention All-Big 12 selections.

► In its five Big 12 wins, Oklahoma held opponents to .390 field goal shooting. In OU's 13 Big 12 losses, opponents shot .475 from the field.

► OU made more field goals than its opponent in five of its Big 12 losses. In those five defeats, the Sooners were outscored by 66 points from 3-point range and by 39 points at the free throw line.

► The Sooners outscored their opponent in the second half in just two of 18 Big 12 games, and not since Jan. 17 against Texas Tech (13 games ago). OU has held a halftime lead in four of its conference defeats, including three of its last four losses (33-28 vs. Texas, 34-31 at Baylor, 37-33 at Texas).

► After averaging 6.8 points on .370 shooting over OU's first 12 conference games, sophomore guard **Cameron Clark** averaged 12.7 points on .523 shooting over the final six outings. He scored in double figures in five of those six contests and netted nine points in the other. Clark also averaged a team-high 6.8 rebounds during the six-game stretch.

► OU was held to 3.4 3-point makes per Big 12 game (ranked last in league) and Pledger had 41 of the team's 62 conversions (66 percent). OU's Big 12 opponents made more than twice as many 3-pointers (139), for a difference of 231 points (12.8 per game).

Stats Comparison



CATEGORY

| | 15-15 | 13-17 |
|-------------------------|-------|-------|
| Overall Record | 15-15 | 13-17 |
| Points Per Game | 69.6 | 60.9 |
| Opp. Points Per Game | 68.7 | 61.1 |
| Rebounds Per Game | 37.2 | 34.0 |
| Rebounding Margin | +3.6 | +1.5 |
| Field Goal Pct. | .436 | .435 |
| Opp. Field Goal Pct. | .431 | .404 |
| 3-Point Pct. | .356 | .333 |
| Opp. 3-Point Pct. | .341 | .307 |
| Free Throw Pct. | .729 | .645 |
| Personal Fouls Per Game | 17.5 | 18.0 |
| Assists Per Game | 14.0 | 11.9 |
| Turnovers Per Game | 12.8 | 13.6 |
| Blocked Shots Per Game | 3.1 | 2.3 |
| Steals Per Game | 6.2 | 5.7 |



► Steven Pledger

OKLAHOMA NUMERICAL ROSTER

| No. | Name | Position | Height | Weight | Class | Hometown (Last School) |
|-----|---------------------|----------|--------|--------|-------|--|
| 1 | Sam Grooms | G | 6-1 | 203 | Jr. | Greensboro, N.C. (Chipola College [Fla.]) |
| 2 | Steven Pledger** | G | 6-4 | 222 | Jr. | Chesapeake, Va. (Atlantic Shores Christian School) |
| 3 | T.J. Franklin | G | 5-11 | 175 | Sr. | Fort Worth, Texas (North Crowley HS) |
| 4 | Andrew Fitzgerald** | F | 6-8 | 247 | Jr. | Baltimore Md. (Brewster Academy [N.H.]) |
| 5 | C.J. Washington* | F | 6-7 | 230 | Sr. | Stringtown, Okla. (Connors State JC) |
| 12 | Jarrod Kruger# | G | 6-1 | 174 | So. | Topeka, Kan. (Kansas State University) |
| 13 | James Frascilla | G | 5-10 | 142 | Fr. | Dallas, Texas (Highland Park HS) |
| 14 | Carl Blair* | G | 6-2 | 205 | Jr. | Houston, Texas (University of New Orleans) |
| 15 | Tyler Neal* | F | 6-7 | 227 | So. | Oklahoma City, Okla. (Putnam City West HS) |
| 21 | Cameron Clark* | G | 6-6 | 198 | So. | Sherman, Texas (Sherman HS) |
| 22 | Amath M'Baye# | F | 6-9 | 214 | Jr. | Bordeaux, France (University of Wyoming) |
| 24 | Romero Osby | F | 6-8 | 232 | Jr. | Meridian, Miss. (Mississippi State University) |
| 31 | Barry Honoré* | F | 6-7 | 270 | Sr. | Garland, Texas (Southern University) |
| 32 | Casey Arent | C | 6-10 | 227 | Jr. | Penryn, Calif. (Sierra College) |

* Letters earned at Oklahoma #Sitting out 2011-12 season

2011-12 Big 12 Standings

(In order of Big 12 Championship seed)

| Team | Big 12 | | | Overall | | |
|-----------------|----------|-----------|-------------|-----------|-----------|-------------|
| | W | L | Pct. | W | L | Pct. |
| Kansas | 16 | 2 | .889 | 26 | 5 | .839 |
| Missouri | 14 | 4 | .778 | 27 | 4 | .871 |
| Iowa State | 12 | 6 | .667 | 22 | 9 | .710 |
| Baylor | 12 | 6 | .667 | 25 | 6 | .806 |
| Kansas State | 10 | 8 | .556 | 21 | 9 | .700 |
| Texas | 9 | 9 | .500 | 19 | 12 | .613 |
| Oklahoma State | 7 | 11 | .389 | 14 | 17 | .452 |
| Oklahoma | 5 | 13 | .278 | 15 | 15 | .500 |
| Texas A&M | 4 | 14 | .222 | 13 | 17 | .433 |
| Texas Tech | 1 | 17 | .056 | 8 | 22 | .267 |



Oklahoma Quick Facts

Official Name: University of Oklahoma

Location: Norman, Okla.

Founded: 1890

Enrollment: 30,754

Nickname: Sooners

Colors: Crimson and Cream

President: David L. Boren

Athletics Director: Joe Castiglione

Arena: Lloyd Noble Center (12,000)

First Year of Basketball: 1907-08

NCAA Tournament Appearances: 26

NIT Appearances: 7

All-Time Record: 1,540-993 (.608)

Regular Season Conference Championships: 14 (1928, 1929, 1939, 1940, 1942, 1944, 1947, 1949, 1979, 1984, 1985, 1988, 1989, 2005)

Conference Tournament Championships: 7 (1979, 1985, 1988, 1990, 2001, 2002, 2003)

Head Coach: Lon Kruger (Kansas State '75)

Career Record: 494-319 (26th year)

Oklahoma Record: 15-15 (first year)

NCAA Appearances: 13 (most recent 2011)

NIT Appearances: 4 (most recent 2009)

Assistant Coaches: Chris Crutchfield (Nebraska-Omaha '92), Steve Henson (Kansas State '90), Lew Hill (Wichita State '88)

Director of Operations: Mike Shepherd (Kansas State '92)

Director of Student-Athlete Performance: Jozsef Szendrei (Oklahoma '03)

Video Coordinator: Scott Thompson

Equipment Manager: Marco Griego

Graduate Managers: Wade Mason, Teddy Owens

Athletics Trainer: Alex Brown

Team Physician: Dr. Brock Schnebel

Official Website: SoonerSports.com

► Oklahoma ranks No. 2 in the Big 12 and No. 34 nationally (out of 338 teams) with its 13.2 offensive rebounds per game. OU boasts a 397-321 offensive rebounding advantage on the year. Only two opponents in the last 14 games have outscored OU in second-chance points.

PLEDGER AMONG BIG 12'S OFFENSIVE LEADERS

► After averaging 8.6 points and shooting .386 from the field and .345 from 3-point range over his first two seasons, junior guard **Steven Pledger** is averaging 16.6 points this year while shooting .464 from the field and .426 from long distance. Pledger ranks third in the Big 12 in 3-pointers per game (2.5), sixth in scoring, 3-point field goal and free throw (.830) percentage, and seventh in field goal percentage.

► The Dec. 19 and Jan. 30 Big 12 Player of the Week and honorable mention all-league pick has scored in double figures in 25 of his 29 outings. He has scored at least 20 points eight times after doing it three times all of last year, and has netted at least 15 points on 10 other occasions.

► Pledger has already made 56 more field goals (168) in 29 games this year than he did in 32 games last season (112). He has played 38 fewer minutes this season than last.

► Last Wednesday at Texas, Pledger became the 38th player in OU history to score 1,000 in a career and just the 28th to do it prior to their fourth playing year. He already ranks sixth at OU in career 3-point makes with 178 (needs three to tie **Cade Davis** for fifth) and 35th in points (1,016).

MORE INDIVIDUAL NOTES

► Sophomore guard **Cameron Clark** saved his best performances for the end of Big 12 play, registering efforts of 13, 16, 14, 12, 12 and 9 points in the last six contests. Clark, who had been held to single-digit scoring in nine of OU's first 12 league games, is averaging 12.7 points on 34-for-65 (.523) shooting during the six-game stretch. He is also averaging a team-high 6.8 rebounds in those outings. A starter in 59 of his 62 career games, Clark has more field goals over the last six games than he had over his previous 14 contests. He is averaging 10.5 points and 10.0 rebounds over the last two games.

► Junior point guard **Sam Grooms** leads the Big 12 and ranks in the top 10 nationally in assist-to-turnover ratio (3.0), and ranks second in the league with his 6.0 assists per game (Missouri's **Phil Pressey** averages 6.2). No other player in the Big 12 owns an assist-to-turnover ratio greater than 2.4. Grooms has been on a tear of late, averaging 7.0 assists and just 1.9 turnovers (3.6 ratio) over the last 13 games. He has recorded no more than three turnovers in any of those 13 outings. Grooms, who has also scored in double figures three times over the last eight games (he was held to single digits in his previous 10 games), has registered two or fewer turnovers 20 times in 30 contests, including in 11 of the last 14 outings. Only one Sooner in the last 15 years averaged more assists for an entire season than Grooms' current 6.0 average (6.9 by **Terrell Everett** in 2005-06).

► Junior forward **Romero Osby** earned honorable mention All-Big 12 acclaim after averaging 14.0 points and a team-high 6.5 rebounds in conference play. Over the last four games, he is averaging 16.5 points (on .558 shooting) and 6.8 boards. Osby ranks fifth in the Big 12 (all games) with his 7.4 rebounds and 2.6 offensive rebounds per contest, and is tied for fourth with seven double-doubles. He has recorded at least 10 rebounds on nine occasions this year (his single-game rebounding high entering the season was eight). Osby, who is coming off a career-high 24-point effort against Texas A&M (11-for-15 from field), has scored in double figures in 13 of the last 17 outings and had nine points in the other four. His scoring surge can be partially attributed to his ability to get to the free throw line. Osby has 82 free throw attempts over the last 16 games (5.1 average), nearly twice as many as the next highest total on the team during the span (42 by **Steven Pledger**). He averaged 21.0 points on 19-for-25 (.760) shooting in two games against Texas A&M.

► Junior forward **Andrew Fitzgerald** has scored in double figures in 20 of the last 25 games but just twice in the last six. After averaging 14.7 points on .506 shooting over a 19-game stretch, he is averaging 7.5 points on .346 (18-for-52) shooting the last six outings. Fitzgerald, who poured in a career-high 27 points Feb. 4 against Iowa State when he drained a career-high 11 field goals on 19 attempts, ranks third on the team in scoring (12.2 ppg) and second in rebounding (5.1 rpg). He has almost as many offensive boards (74) as defensive (79).

CLEANING THE GLASS

► Oklahoma ranks second in the Big 12 and 46th nationally in rebounds per game (37.2). It also ranks No. 2 in the league and No. 34 nationally with its 13.2 offensive rebounds per game, and No. 4 in the conference in offensive rebounding percentage at .367.

► OU has been outrebounded just 10 times in 30 games (nine times in 18 Big 12 outings).

► Oklahoma's top two rebounding totals of the 16-year Big 12 era have been recorded this year (63 vs. South Carolina State and 61 vs. Coppin State). They are the two highest totals among Big 12 teams on the season.

PREVIEWING TEXAS A&M (AGGIES' TWO-GAME STATS VS. OU ON PAGE 13 OF THESE NOTES)

► The preseason co-Big 12 favorite (with Kansas) according to the league's head coaches, Texas A&M enters Wednesday's game with a 13-17 overall record after posting a 4-14 conference mark. The ninth-seeded Aggies have lost five in a row and nine of their last 10.

► In league play, A&M ranked ninth in scoring offense (58.3 ppg), ninth in field goal percentage (.414), sixth in 3-point field goal percentage (.340) and ninth in free throw percentage (.667).

Oklahoma and the Big 12 Championship

► Oklahoma sports a 20-12 (.625) Big 12 Championship record, the league's second best mark (Kansas is 31-7).

► OU has won three Big 12 Championship titles (2001, 2002, 2003). Its first two titles came in Kansas City (Kemper Arena).

► The Sooners have won at least one tournament game in 11 of the event's 15 years.

► This marks just the sixth time in 16 Big 12 Championships that Oklahoma has not earned a first-round bye.

► The Sooners have played in five of the 15 Big 12 title games.

► Only Kansas (31 wins, eight titles) has more total tournament wins and championships than OU (20 victories, three crowns).

OU's Big 12 Championship History

1997 (No. 6 Seed)

First Round: Oklahoma 67, No. 11 Texas A&M 58

Quarterfinals: Oklahoma 55, No. 3 Colorado 41

Semifinals: No. 10 Missouri 89, Oklahoma 80

1998 (No. 3 Seed)

Quarterfinals: Oklahoma 58, No. 6 Missouri 53

Semifinals: Oklahoma 68, No. 10 Texas 55

Championship Game: No. 1 Kansas 72, Oklahoma 58

1999 (No. 4 Seed)

Quarterfinals: No. 5 Oklahoma State 60, Oklahoma 57

2000 (No. 3 Seed)

Quarterfinals: Oklahoma 84, No. 6 Missouri 80 (OT)

Semifinals: Oklahoma 81, No. 2 Texas 65

Championship Game: No. 1 Iowa State 70, Oklahoma 58

2001 (No. 3 Seed)

Quarterfinals: Oklahoma 67, No. 6 Missouri 65

Semifinals: Oklahoma 62, No. 2 Kansas 57

Championship Game: Oklahoma 54, No. 4 Texas 45

2002 (No. 2 Seed)

Quarterfinals: Oklahoma 63, No. 7 Kansas State 52

Semifinals: Oklahoma 67, No. 3 Texas 51

Championship Game: Oklahoma 64, No. 1 Kansas 55

2003 (No. 3 Seed)

Quarterfinals: Oklahoma 74, No. 6 Colorado 59

Semifinals: Oklahoma 67, No. 7 Texas Tech 60 (OT)

Championship Game: Oklahoma 49, No. 5 Missouri 47

2004 (No. 7 Seed)

First Round: Oklahoma 63, No. 10 Nebraska 59

Quarterfinals: No. 2 Texas 66, Oklahoma 63

2005 (No. 1 Seed)

Quarterfinals: Oklahoma 83, No. 8 Missouri 79

Semifinals: No. 4 Texas Tech 69, Oklahoma 63

2006 (No. 3 Seed)

Quarterfinals: No. 6 Nebraska 69, Oklahoma 63

2007 (No. 9 Seed)

First Round: Oklahoma 68, No. 8 Iowa State 63

Quarterfinals: No. 1 Kansas 64, Oklahoma 47

2008 (No. 4 Seed)

Quarterfinals: Oklahoma 54, No. 12 Colorado 49

Semifinals: No. 1 Texas 78, Oklahoma 48

2009 (No. 2 Seed)

Quarterfinals: No. 7 Oklahoma State 71, Oklahoma 70

2010 (No. 10 Seed)

First Round: No. 7 Oklahoma State 81, Oklahoma 67

2011 (No. 10 Seed)

Quarterfinals: Oklahoma 84, No. 7 Baylor 67

Semifinals: No. 2 Texas 74, Oklahoma 54

Big 12 Championship Records

| Team | Record | Pct. | Titles |
|-------------------|--------|------|--------|
| 1. Kansas | 31-7 | .816 | 8 |
| 2. Oklahoma | 20-12 | .625 | 3 |
| 3. Oklahoma State | 20-13 | .606 | 2 |
| 4. Texas | 20-15 | .571 | 0 |
| 5. Missouri | 16-14 | .533 | 1 |
| 6. Texas Tech | 11-15 | .423 | 0 |
| 7. Baylor | 9-14 | .391 | 0 |
| 8. Kansas State | 9-15 | .375 | 0 |
| 9. Iowa State | 7-14 | .333 | 1 |
| 10. Texas A&M | 5-15 | .250 | 0 |

► Junior guard **Elston Turner** leads the team with his 14.0 scoring average. The transfer from Washington paces A&M with 68 3-pointers (next highest team total is 18) and is shooting .398 from behind the arc. He scored 23 points against OU on Jan. 21 in College Station and 11 on Saturday in Norman.

► Junior forward **Khris Middleton**, a second-team All-Big 12 pick last year, is averaging 12.4 points and 5.0 rebounds an outing. He missed seven games early this season after undergoing surgery to repair a partially torn meniscus in his right knee (sustained in the opener). Middleton reinjured the knee against OU in College Station, causing him to miss the next five outings.

► Big men **David Loubeau** (senior) and **Ray Turner** (junior) average 11.0 and 9.0 points, respectively. Turner also averages a team-high 5.4 boards per game and is shooting .583 from the floor. Loubeau, who scored 15 points Saturday, contributes 4.5 rebounds a contest.

► **Billy Kennedy** is in his first year as Texas A&M's head coach. He came to A&M from Murray State and owns a 224-196 career record.

OU-TEXAS A&M SERIES HISTORY

Oklahoma owns a 29-9 series advantage against Texas A&M and is 1-0 against the Aggies in the Big 12 Championship (won 67-58 in 1997 first round as No. 6 seed behind 20-point performances from **Corey Brewer** and **Nate Erdmann**). Since the start of the Big 12 in 1996-97, OU is 24-9 against the Aggies. Eight of the Aggies' nine wins in the series have come over the past six seasons (they have won eight of the last 12).

SATURDAY AGAINST THE AGGIES (BOX SCORE ON PAGE 12 OF THESE NOTES)

► **Romero Osby** scored a career-high 24 points and Oklahoma led virtually throughout in a 65-62 win over Texas A&M in Norman on Saturday. Osby was 11-for-15 from the field.

► The Sooners trailed for only 53 seconds of the game (in the first half) after trailing for just 3:13 of regulation in their 81-75 overtime loss at Texas A&M on Jan. 21.

► OU led by seven at halftime (33-26) and extended its advantage to as many as 14 (45-31) with 15:52 remaining. The Aggies used a 23-11 run to cut the margin to two with 5:00 left, and got to within one point twice in the final 1:38. **Sam Grooms** hit two free throws with 9.0 seconds left to put OU up by three, and **Elston Turner's** 3-pointer at the buzzer was off the mark for A&M.

► With 10 points, junior forward **Andrew Fitzgerald** scored in double figures for the second straight game after going four consecutive games with less than 10. He added seven rebounds in his 32 minutes.

► Sophomore guard **Cameron Clark** (nine points) was held under 10 points for the first time in six outings, but still finished with nine rebounds, two blocks and two steals.

► Junior guard **Steven Pledger** was held to nine points, just the fourth time this season he failed to reach double figures. His nine points were his fewest in victory this year. Pledger hit OU's only two 3-pointers on the day on four attempts.

JAN. 21 VS. THE AGGIES (BOX SCORE ON PAGE 12 OF THESE NOTES)

► Oklahoma trailed for just three minutes and 13 seconds of regulation but lost 81-75 in overtime at Texas A&M on Jan. 21. OU took a 39-38 lead with 17:26 left in the second half and didn't trail again until overtime, when it was outscored 16-10.

► The Sooners shot .492 from the field against an A&M squad that was holding opponents to .351 shooting on the year entering the day. It was OU's highest field goal percentage in defeat this year.

► A&M scored at least one point on its final 10 possessions of the game (21 total points), including each of its eight overtime possessions.

► Junior forward **Romero Osby** was 8-for-10 from the field and tied a then-career high with 18 points. It was his third 18-point effort in the last four games and fourth in the last seven.

► Junior forward **Andrew Fitzgerald** scored in double figures for the 13th straight game, finishing with 17 points on 8-for-14 shooting. He also pulled down a team-high seven rebounds.

► Junior guard **Steven Pledger** finished with 16 points, four rebounds, three assists and two steals without a turnover in his 37 minutes. He drained all four of the team's 3-pointers (each in the second half) on 10 attempts.

LAST YEAR AT THE BIG 12 CHAMPIONSHIP

No. 10 seed Oklahoma went 1-1 last year in Kansas City, beating No. 7 seed Baylor 84-67 in the first round before losing 74-54 to No. 2 seed Texas in the quarterfinals. The Sooners had one of their best offensive games of the season against the Bears, shooting .575 from the field, .500 (9-for-18) from 3-point range and .879 (29-for-33) from the free throw line. **Cade Davis** led four Sooners in double figures with his 24 points. He was 8-for-13 from the field and 4-for-8 from behind the arc. **Carl Blair** posted his first double-double at OU with 14 points and 11 assists (added six rebounds), while **Cameron Clark** and **Steven Pledger** added 10 points each. The 17-point win was OU's largest against a Big 12 opponent in two years. The next night, Texas shot .509 from the field and posted a 39-23 rebounding advantage to end the Sooners' season. Davis scored 17 points while **Andrew Fitzgerald** netted 10.

UP NEXT

If the Sooners beat Texas A&M, they'll play No. 1 seed Kansas on Thursday at 2 p.m. CT. The game will be televised by ESPN2.

Sam Grooms' Assists and Turnovers in Big 12 Play

| Opponent | A | TO |
|-------------------|------------|-----------|
| at Missouri | 7 | 2 |
| Kansas | 5 | 1 |
| at Oklahoma State | 0 | 3 |
| Kansas State | 9 | 3 |
| Texas Tech | 4 | 1 |
| at Texas A&M | 7 | 1 |
| Baylor | 7 | 0 |
| at Kansas State | 7 | 1 |
| at Kansas | 6 | 2 |
| Iowa State | 9 | 2 |
| Missouri | 10 | 2 |
| at Texas Tech | 8 | 2 |
| Texas | 10 | 3 |
| at Iowa State | 5 | 2 |
| Oklahoma State | 6 | 3 |
| at Baylor | 6 | 2 |
| at Texas | 3 | 3 |
| Texas A&M | 7 | 2 |
| Totals | 116 | 35 |

PLAYER NOTES

1 SAM GROOMS (6-1, 203, JUNIOR, GUARD)

- ▶ Point guard who is averaging 6.5 points, 2.8 boards and 6.0 assists in 31.3 minutes a contest.
- ▶ Leads Big 12 in assist-to-turnover ratio (3.0; top 10 nationally) and ranks second in assists.
- ▶ Has led OU in assists in 14 of the last 15 games and in 23 of 30 overall.
- ▶ Averaging 7.0 assists and just 1.9 turnovers over the last 13 games (3.6 ratio).
- ▶ Has recorded two or fewer turnovers 20 times in 30 games (11 of last 14 outings).
- ▶ Has scored in double figures in three of last eight games (single digits previous 10 outings).
- ▶ Rated as nation's third-best junior college player in 2010-11 by JucoRecruiting.com.

2 STEVEN PLEDGER (6-4, 222, JUNIOR, GUARD)

- ▶ Ranks 35th in OU history with 1,016 points and sixth with 178 3-point field goals.
- ▶ An honorable mention All-Big 12 selection.
- ▶ The Dec. 19 and Jan. 30 Big 12 Player of the Week.
- ▶ Averaging 16.6 points (ranks No. 6 Big 12), 4.0 rebounds and 1.6 assists in 32.9 minutes.
- ▶ Ranks sixth in Big 12 with his .426 3-point percentage and third with his 2.5 treys/game.
- ▶ Has drained at least three 3-pointers in 17 of his 29 games.
- ▶ Had made 44 of his last 46 FT attempts (.957) before going 12-for-20 the last eight games.
- ▶ Averaging 19.7 points (.573 FG%) in team's wins and 13.7 (.374) in losses.
- ▶ Has eight games of at least 20 points this year (had three all of last season).
- ▶ Has 56 more field goals this year in three fewer games than last season.
- ▶ Recorded a 30-point game at Kansas State Jan. 28 (third highest career total).
- ▶ Notched first career double-double vs. Houston on Dec. 17 (31 points, 10 rebounds).
- ▶ Scored a career-high 38 points (career highs of 12 field goals, 7 treys and 7 free throw makes) in overtime win at Iowa State last season (scored 17 of team's final 21 points).

3 T.J. FRANKLIN (5-11, 175, SENIOR, GUARD)

- ▶ Averaging 2.3 minutes in his 16 games this year (has 7 points and 3 assists).
- ▶ Made his first career 3-pointer in Feb. 11 loss at Texas Tech.
- ▶ A walk-on point guard who is the only fourth-year player on team.
- ▶ Played a total of 16 minutes last year (12 games) and scored four points.
- ▶ Helped North Crowley HS (Fort Worth, Texas) to 38-1 record and 2008 Class 5A state title.
- ▶ Voted by teammates as squad's hardest worker, best leader by example, most impressive in the weight room, fastest from baseline to baseline and best video game player.
- ▶ An information studies major at OU who graduated No. 7 in his high school class.

4 ANDREW FITZGERALD (6-8, 247, JUNIOR, FORWARD)

- ▶ Averaging 12.2 points and 5.1 boards (ranks second on team in rebounding, third in scoring).
- ▶ Turned in a career-high 27-point outing vs. Iowa State Feb. 4 (11-for-19 shooting).
- ▶ Has scored in double figures in 20 of last 25 games but just twice in the last six.
- ▶ Averaging 7.5 points on 18-for-52 (.346) shooting over the last six outings.
- ▶ Has started 63 consecutive games.
- ▶ OU's leading returning scorer (12.6) and rebounder (5.0) from last season. Also led team with his 21 blocked shots and 34 steals in an average of 30.8 minutes per game as a sophomore.
- ▶ An honorable mention All-Big 12 selection last season.
- ▶ Has same number of offensive rebounds as defensive (73 each).
- ▶ Arrived at OU in summer 2009 weighing 273 pounds but entered 2011-12 season at 247.

5 C.J. WASHINGTON (6-7, 230, SENIOR, FORWARD)

- ▶ Averaging 2.1 points and 3.5 rebounds in 11.5 minutes a game (DNP in season opener).
- ▶ Turned in a 5-point, 8-rebound game last Wednesday at Texas in 19 minutes.
- ▶ Leads team in rebounds per minute (40-minute projection is 12.3 boards).
- ▶ Seven of his career-high 12 boards (in 13 min.) against South Carolina State were offensive.
- ▶ Handed out 3 assists vs. Coppin State in his first game of year (recorded 2 all of last season).
- ▶ A first-team junior college All-American at Connors State College (Warner, Okla.) in 2009-10 when he averaged 19.3 points, a school-record 13.0 rebounds and 1.8 block per game.
- ▶ Named the 2010 Region II Junior College Player of the Year and Region II Tournament MVP.
- ▶ Recorded 25 double-doubles in his 32 games (including a stretch of 14 straight).

13 JAMES FRASCHILLA (5-10, 142, FRESHMAN, GUARD)

- ▶ A walk-on point guard from Dallas who has 3 points in his 10 appearances (12 minutes).
- ▶ Helped Highland Park HS to a 22-8 record last year and a District 10-4A championship.
- ▶ Averaged 5.9 points, 5.0 assists and 2.7 steals as a senior to earn all-district honors.
- ▶ Voted by teammates as the Sooner who would make the best college head coach.
- ▶ Son of ESPN analyst and former college head coach Fran Fraschilla.

14 CARL BLAIR (6-2, 205, JUNIOR, GUARD)

- ▶ Averaging 3.6 points and 2.6 assists in 15.6 minutes a game.
- ▶ Scored 12 points in 13 min. Feb. 18 at ISU after averaging 1.6 points previous nine games.
- ▶ Averaging a team-high 1.2 steals per Big 12 contest.
- ▶ Set OU personal career highs with 20 points, 10 rebounds and 5 steals off bench Jan. 9 at OSU.
- ▶ Started year 12-for-28 (.429) from 3-point range but has gone 3-for-25 (.120) since.
- ▶ Played in 30 of team's 32 games last year and made 25 starts (including final 22 contests).
- ▶ Averaged 7.5 points and team-high 4.7 assists in 27.6 minutes a game.
- ▶ Transfer from New Orleans who averaged 9.2 points, 4.4 rebounds and 3.7 assists in 2009-10.
- ▶ Recorded triple-double at New Orleans (13 points, 10 rebounds and 11 assists).

15 TYLER NEAL (6-7, 227, SOPHOMORE, FORWARD)

- ▶ Has come off the bench to average 4.0 points and 2.5 boards in 13.1 minutes an outing.
- ▶ Shooting .333 (22-for-66) from 3-point range and .800 (24-for-30) from free throw line.
- ▶ Averaging 4.8 points last six games after averaging 1.1 points in previous 12 Big 12 games.
- ▶ Has made six 3-pointers over the last six games after making one in first 12 Big 12 games.
- ▶ Recorded a career-high 18-point game vs. Arkansas Dec. 10 (career highs of 4 treys, 4 assists).
- ▶ Played in 26 of team's 32 games last year as a freshman and made six starts.
- ▶ Averaged 4.2 points and 2.3 rebounds in 12.5 minutes a game.
- ▶ Earned state-player-of-the-year honors from Gatorade, the Oklahoma Coaches Association and The Oklahoman as a high school senior at Putnam City West.

21 CAMERON CLARK (6-6, 198, SOPHOMORE, GUARD)

- ▶ Averaging 12.7 points the last six games after averaging 5.7 the previous five.
- ▶ Averaging 10.5 points and 10.0 rebounds the last two outings.
- ▶ Has more field goals (34) the last six games than he had the previous 14 outings.
- ▶ Held scoreless vs. Arkansas (Dec. 10), at Cincinnati (Dec. 29) and vs. Missouri (Feb. 6).
- ▶ Has started 59 of his 62 career games.
- ▶ Ranked fourth on team in scoring (9.3 ppg) last year and third in rebounding (4.5 rpg).
- ▶ Ranked eighth in Big 12 (second among freshmen) with his 33.6 minutes per game.
- ▶ Averaged 13.1 points in wins and 6.3 points in losses.
- ▶ Played at least 40 minutes on seven occasions.
- ▶ Ranked No. 32 as a high school senior by ESPN, No. 34 by Rivals.com and No. 39 by Scout.com.

24 ROMERO OSBY (6-8, 232, JUNIOR, FORWARD)

- ▶ Coming off a career-high 24-point game vs. Texas A&M (11-for-15 shooting).
- ▶ Averaging 12.7 points and team-high 7.4 rebounds in 30.0 minutes a game.
- ▶ Has scored at least 14 points in 10 of last 16 outings.
- ▶ Averaging 16.5 points and 6.8 rebounds over over the last four games.
- ▶ Ranks fifth in Big 12 in rebounding and offensive rebounding (2.6 per game).
- ▶ Ranks fourth in Big 12 with seven double-doubles.
- ▶ Has recorded 34 of team's 65 dunks on the year (52 percent).
- ▶ His 18 rebounds vs. S.C. State Dec. 21 tied as most by a Sooner in three seasons.
- ▶ Sat out last season after transferring from Mississippi State University.
- ▶ Averaged 4.2 points and 2.6 rebounds in 12.8 minutes a game during his two seasons at MSU.
- ▶ Rated No. 57 nationally by Rivals.com and No. 70 by Scout.com out of high school.

31 BARRY HONORÉ (6-7, 270, SENIOR, FORWARD)

- ▶ Averaging 0.7 points, 0.9 rebounds and 0.4 blocks in 4.4 minutes over his 20 games.
- ▶ Recorded OU career highs of 4 points, 4 boards and 2 assists Dec. 31 vs. Northwestern State.
- ▶ A walk-on who transferred from Southern University and is one of three seniors on the team.
- ▶ Averaged 1.2 points and 1.0 rebound in 5.7 minutes a game last year (shot .632 from field).
- ▶ Named 2008 Southwestern Athletic Conference Freshman of the Year after averaging 8.8 points and 5.1 rebounds a game at Southern.
- ▶ Started 54 of his 60 games during his two-year career at Southern.

32 CASEY ARENT (6-10, 227, JUNIOR, CENTER)

- ▶ Averaging 1.2 points and 1.8 boards in 6.1 minutes per outing (has played in 24 of 30 games).
- ▶ Has 19 offensive rebounds and 23 defensive boards.
- ▶ Turned in a 4-point, 4-rebound game (8 minutes) Jan. 21 at Texas A&M.
- ▶ Rated as the nation's 22nd-best juco player last year by JucoRecruiting.com.
- ▶ Earned first-team All-Big 8 and first-team all-state honors as a sophomore last year at Sierra College in Rocklin, Calif.
- ▶ Averaged 19.1 points and 11.4 rebounds per game last season (17 double-doubles).

SEASON STATISTICS

| # | Player | gp-gs | min | avg | Total | | 3-Point | | F-Throw | | Rebounds | | | | pf | dq | a | to | blk | stl | pts | avg |
|----------------|--------------------|-------|------|------|----------|------|---------|------|---------|-------|----------|-----|------|------|-----|----|-----|-----|-----|-----|------|------|
| | | | | | fg-fga | fg% | 3fg-fga | 3fg% | ft-fa | ft% | off | def | tot | avg | | | | | | | | |
| 02 | Pledger, Steven | 29-29 | 953 | 32.9 | 168-362 | .464 | 72-169 | .426 | 73-88 | .830 | 41 | 74 | 115 | 4.0 | 71 | 1 | 46 | 56 | 7 | 29 | 481 | 16.6 |
| 11 | Newell, Calvin | 5-0 | 98 | 19.6 | 25-51 | .490 | 10-26 | .385 | 5-7 | .714 | 3 | 5 | 8 | 1.6 | 4 | 0 | 4 | 4 | 0 | 3 | 65 | 13.0 |
| 24 | Osby, Romero | 30-30 | 900 | 30.0 | 143-294 | .486 | 7-18 | .389 | 89-125 | .712 | 79 | 143 | 222 | 7.4 | 74 | 2 | 28 | 55 | 30 | 18 | 382 | 12.7 |
| 04 | Fitzgerald, Andrew | 30-30 | 840 | 28.0 | 155-331 | .468 | 0-0 | .000 | 57-78 | .731 | 74 | 79 | 153 | 5.1 | 91 | 2 | 17 | 39 | 14 | 18 | 367 | 12.2 |
| 21 | Clark, Cameron | 30-27 | 817 | 27.2 | 105-252 | .417 | 5-18 | .278 | 44-65 | .677 | 30 | 107 | 137 | 4.6 | 56 | 0 | 35 | 48 | 12 | 25 | 259 | 8.6 |
| 01 | Grooms, Sam | 30-30 | 940 | 31.3 | 67-194 | .345 | 7-37 | .189 | 53-81 | .654 | 17 | 68 | 85 | 2.8 | 56 | 0 | 181 | 61 | 2 | 28 | 194 | 6.5 |
| 15 | Neal, Tyler | 30-0 | 394 | 13.1 | 37-95 | .389 | 22-66 | .333 | 24-30 | .800 | 18 | 58 | 76 | 2.5 | 39 | 1 | 18 | 34 | 4 | 12 | 120 | 4.0 |
| 14 | Blair, Carl | 30-4 | 468 | 15.6 | 29-92 | .315 | 15-53 | .283 | 35-46 | .761 | 13 | 52 | 65 | 2.2 | 46 | 0 | 78 | 55 | 3 | 34 | 108 | 3.6 |
| 05 | Washington, C.J. | 29-0 | 333 | 11.5 | 26-56 | .464 | 0-0 | .000 | 9-13 | .692 | 39 | 63 | 102 | 3.5 | 42 | 0 | 7 | 8 | 11 | 12 | 61 | 2.1 |
| 32 | Arent, Casey | 24-0 | 147 | 6.1 | 12-30 | .400 | 0-0 | .000 | 4-4 | 1.000 | 19 | 23 | 42 | 1.8 | 30 | 0 | 1 | 15 | 3 | 6 | 28 | 1.2 |
| 31 | Honore, Barry | 20-0 | 87 | 4.4 | 5-12 | .417 | 0-0 | .000 | 4-7 | .571 | 13 | 4 | 17 | 0.9 | 7 | 0 | 3 | 5 | 8 | 0 | 14 | 0.7 |
| 03 | Franklin, T.J. | 16-0 | 36 | 2.3 | 3-10 | .300 | 1-3 | .333 | 0-0 | .000 | 1 | 5 | 6 | 0.4 | 4 | 0 | 3 | 4 | 0 | 2 | 7 | 0.4 |
| 13 | Fraschilla, James | 10-0 | 12 | 1.2 | 1-2 | .500 | 0-0 | .000 | 1-2 | .500 | 1 | 0 | 1 | 0.1 | 3 | 0 | 0 | 0 | 0 | 0 | 3 | 0.3 |
| Team | | | | | | | | | | | 49 | 37 | 86 | | 1 | | 1 | | | | | |
| Total..... | | 30 | 6025 | | 776-1781 | .436 | 139-390 | .356 | 398-546 | .729 | 397 | 718 | 1115 | 37.2 | 524 | 6 | 421 | 385 | 94 | 187 | 2089 | 69.6 |
| Opponents..... | | 30 | 6025 | | 726-1683 | .431 | 223-654 | .341 | 386-542 | .712 | 321 | 685 | 1006 | 33.5 | 524 | 12 | 428 | 412 | 83 | 186 | 2061 | 68.7 |

| TEAM STATISTICS | OU | OPP |
|------------------------|----------|----------|
| SCORING | 2089 | 2061 |
| Points per game | 69.6 | 68.7 |
| Scoring margin | +0.9 | - |
| FIELD GOALS-ATT | 776-1781 | 726-1683 |
| Field goal pct | .436 | .431 |
| 3 POINT FG-ATT | 139-390 | 223-654 |
| 3-point FG pct | .356 | .341 |
| 3-pt FG made per game | 4.6 | 7.4 |
| FREE THROWS-ATT | 398-546 | 386-542 |
| Free throw pct | .729 | .712 |
| F-Throws made per game | 13.3 | 12.9 |
| REBOUNDS | 1115 | 1006 |
| Rebounds per game | 37.2 | 33.5 |
| Rebounding margin | +3.6 | - |
| ASSISTS | 421 | 428 |
| Assists per game | 14.0 | 14.3 |
| TURNOVERS | 385 | 412 |
| Turnovers per game | 12.8 | 13.7 |
| Turnover margin | +0.9 | - |
| Assist/turnover ratio | 1.1 | 1.0 |
| STEALS | 187 | 186 |
| Steals per game | 6.2 | 6.2 |
| BLOCKS | 94 | 83 |
| Blocks per game | 3.1 | 2.8 |
| ATTENDANCE | 136392 | 121354 |
| Home games-Avg/Game | 16-8524 | 9-11749 |
| Neutral site-Avg/Game | - | 5-3123 |

| Score by Periods | 1st | 2nd | OT | Totals |
|------------------|------|------|----|--------|
| Oklahoma | 1005 | 1074 | 10 | 2089 |
| Opponents | 897 | 1148 | 16 | 2061 |

| Date | Opponent | | Score | Att. |
|-------------|----------------------|-----|-------|-------|
| 11/11/11 | IDAHO STATE | w | 78-74 | 7622 |
| 11/18/11 | COPPIN STATE | w | 92-65 | 7460 |
| # 11/24/11 | vs Washington State | w | 74-59 | 1457 |
| # 11/25/11 | vs Santa Clara | w | 85-73 | 1777 |
| # 11/27/11 | vs Saint Louis | L | 63-83 | 2637 |
| 12/02/11 | SACRAMENTO STATE | w | 82-53 | 7460 |
| 12/08/11 | ORAL ROBERTS | w | 73-59 | 7699 |
| 12/10/11 | ARKANSAS | w | 78-63 | 9077 |
| \$ 12/17/11 | vs Houston | w | 79-74 | 5303 |
| 12/21/11 | SOUTH CAROLINA STATE | w | 83-48 | 8136 |
| % 12/29/11 | vs Cincinnati | L | 55-56 | 4439 |
| 12/31/11 | NORTHWESTERN STATE | w | 83-63 | 8532 |
| * 01/03/12 | at Missouri | L | 49-87 | 15061 |
| * 01/07/12 | KANSAS | L | 61-72 | 11268 |
| * 01/09/12 | at Oklahoma State | L | 65-72 | 9478 |
| * 01/14/12 | KANSAS STATE | w | 82-73 | 8812 |
| * 01/17/12 | TEXAS TECH | w | 64-55 | 7786 |
| * 01/21/12 | at Texas A&M | Lot | 75-81 | 8468 |
| * 01/24/12 | BAYLOR | L | 65-77 | 8004 |
| * 01/28/12 | at Kansas State | w | 63-60 | 12528 |
| * 02/01/12 | at Kansas | L | 62-84 | 16300 |
| * 02/04/12 | IOWA STATE | L | 70-77 | 9272 |
| * 02/06/12 | MISSOURI | L | 68-71 | 7994 |
| * 02/11/12 | at Texas Tech | L | 47-65 | 9386 |
| * 02/14/12 | TEXAS | L | 58-69 | 8528 |
| * 02/18/12 | at Iowa State | L | 69-80 | 14376 |
| * 02/22/12 | OKLAHOMA STATE | w | 77-64 | 9393 |
| * 02/25/12 | at Baylor | L | 60-70 | 8002 |
| * 02/29/12 | at Texas | L | 64-72 | 12142 |
| * 03/03/12 | TEXAS A&M | w | 65-62 | 9349 |

76 Classic (Anaheim, Calif.)

\$ All-College Classic (Oklahoma City, Okla.)

% at U.S. Bank Arena (Cincinnati, Ohio)

* = Conference game

BIG 12 GAMES ONLY

| # | Player | gp-gs | min | avg | Total | | 3-Point | | F-Throw | | Rebounds | | | | pf | dq | a | to | blk | stl | pts | avg |
|----------------|--------------------|-------|------|------|----------|------|---------|-------|---------|------|----------|-----|-----|------|-----|----|-----|-----|-----|-----|------|------|
| | | | | | fg-fga | fg% | 3fg-fga | 3fg% | ft-fa | ft% | off | def | tot | avg | | | | | | | | |
| 02 | Pledger, Steven | 18-18 | 616 | 34.2 | 97-233 | .416 | 41-105 | .390 | 39-48 | .813 | 22 | 49 | 71 | 3.9 | 49 | 1 | 24 | 36 | 5 | 16 | 274 | 15.2 |
| 24 | Osby, Romero | 18-18 | 574 | 31.9 | 93-188 | .495 | 5-12 | .417 | 61-86 | .709 | 41 | 76 | 117 | 6.5 | 54 | 1 | 17 | 42 | 18 | 11 | 252 | 14.0 |
| 04 | Fitzgerald, Andrew | 18-18 | 542 | 30.1 | 94-206 | .456 | 0-0 | .000 | 32-42 | .762 | 44 | 45 | 89 | 4.9 | 58 | 2 | 13 | 28 | 5 | 10 | 220 | 12.2 |
| 21 | Clark, Cameron | 18-15 | 520 | 28.9 | 64-146 | .438 | 0-5 | .000 | 29-40 | .725 | 19 | 74 | 93 | 5.2 | 32 | 0 | 16 | 28 | 4 | 18 | 157 | 8.7 |
| 01 | Grooms, Sam | 18-18 | 594 | 33.0 | 41-121 | .339 | 1-15 | .067 | 24-39 | .615 | 10 | 33 | 43 | 2.4 | 36 | 0 | 116 | 35 | 2 | 16 | 107 | 5.9 |
| 14 | Blair, Carl | 18-3 | 287 | 15.9 | 20-65 | .308 | 7-35 | .200 | 23-28 | .821 | 8 | 36 | 44 | 2.4 | 26 | 0 | 44 | 27 | 2 | 22 | 70 | 3.9 |
| 15 | Neal, Tyler | 18-0 | 183 | 10.2 | 14-42 | .333 | 7-29 | .241 | 7-10 | .700 | 9 | 26 | 35 | 1.9 | 14 | 0 | 8 | 20 | 3 | 4 | 42 | 2.3 |
| 05 | Washington, C.J. | 18-0 | 220 | 12.2 | 12-29 | .414 | 0-0 | .000 | 6-9 | .667 | 23 | 35 | 58 | 3.2 | 34 | 0 | 2 | 5 | 5 | 9 | 30 | 1.7 |
| 03 | Franklin, T.J. | 8-0 | 11 | 1.4 | 2-3 | .667 | 1-1 | 1.000 | 0-0 | .000 | 0 | 3 | 3 | 0.4 | 1 | 0 | 1 | 0 | 0 | 0 | 5 | 0.6 |
| 32 | Arent, Casey | 14-0 | 49 | 3.5 | 3-6 | .500 | 0-0 | .000 | 0-0 | .000 | 4 | 7 | 11 | 0.8 | 12 | 0 | 0 | 3 | 1 | 2 | 6 | 0.4 |
| 13 | Fraschilla, James | 5-0 | 6 | 1.2 | 0-0 | .000 | 0-0 | .000 | 1-2 | .500 | 0 | 0 | 0 | 0.0 | 1 | 0 | 0 | 0 | 0 | 0 | 1 | 0.2 |
| 31 | Honore, Barry | 8-0 | 23 | 2.9 | 0-2 | .000 | 0-0 | .000 | 0-1 | .000 | 3 | 0 | 3 | 0.4 | 2 | 0 | 1 | 1 | 1 | 0 | 0 | 0.0 |
| Team | | | | | | | | | | | 21 | 21 | 42 | | 1 | | | | | | | |
| Total..... | | 18 | 3625 | | 440-1041 | .423 | 62-202 | .307 | 222-305 | .728 | 204 | 405 | 609 | 33.8 | 320 | 4 | 242 | 225 | 46 | 108 | 1164 | 64.7 |
| Opponents..... | | 18 | 3625 | | 453-991 | .457 | 139-382 | .364 | 246-338 | .728 | 182 | 443 | 625 | 34.7 | 296 | 4 | 264 | 234 | 53 | 115 | 1291 | 71.7 |

| TEAM STATISTICS | OU | OPP | Date | Opponent | Score | Att. |
|------------------------|----------|---------|------------|-------------------|-----------|-------|
| SCORING | 1164 | 1291 | * 01/03/12 | at Missouri | L 49-87 | 15061 |
| Points per game | 64.7 | 71.7 | * 01/07/12 | KANSAS | L 61-72 | 11268 |
| Scoring margin | -7.1 | - | * 01/09/12 | at Oklahoma State | L 65-72 | 9478 |
| FIELD GOALS-ATT | 440-1041 | 453-991 | * 01/14/12 | KANSAS STATE | W 82-73 | 8812 |
| Field goal pct | .423 | .457 | * 01/17/12 | TEXAS TECH | W 64-55 | 7786 |
| 3 POINT FG-ATT | 62-202 | 139-382 | * 01/21/12 | at Texas A&M | Lot 75-81 | 8468 |
| 3-point FG pct | .307 | .364 | * 01/24/12 | BAYLOR | L 65-77 | 8004 |
| 3-pt FG made per game | 3.4 | 7.7 | * 01/28/12 | at Kansas State | W 63-60 | 12528 |
| FREE THROWS-ATT | 222-305 | 246-338 | * 02/01/12 | at Kansas | L 62-84 | 16300 |
| Free throw pct | .728 | .728 | * 02/04/12 | IOWA STATE | L 70-77 | 9272 |
| F-Throws made per game | 12.3 | 13.7 | * 02/06/12 | MISSOURI | L 68-71 | 7994 |
| REBOUNDS | 609 | 625 | * 02/11/12 | at Texas Tech | L 47-65 | 9386 |
| Rebounds per game | 33.8 | 34.7 | * 02/14/12 | TEXAS | L 58-69 | 8528 |
| Rebounding margin | -0.9 | - | * 02/18/12 | at Iowa State | L 69-80 | 14376 |
| ASSISTS | 242 | 264 | * 02/22/12 | OKLAHOMA STATE | W 77-64 | 9393 |
| Assists per game | 13.4 | 14.7 | * 02/25/12 | at Baylor | L 60-70 | 8002 |
| TURNOVERS | 225 | 234 | * 02/29/12 | at Texas | L 64-72 | 12142 |
| Turnovers per game | 12.5 | 13.0 | * 03/03/12 | TEXAS A&M | W 65-62 | 9349 |
| Turnover margin | +0.5 | - | | | | |
| Assist/turnover ratio | 1.1 | 1.1 | | | | |
| STEALS | 108 | 115 | | | | |
| Steals per game | 6.0 | 6.4 | | | | |
| BLOCKS | 46 | 53 | | | | |
| Blocks per game | 2.6 | 2.9 | | | | |
| ATTENDANCE | 80406 | 105741 | | | | |
| Home games-Avg/Game | 9-8934 | 9-11749 | | | | |
| Neutral site-Avg/Game | - | 0-0 | | | | |

| Score by Periods | 1st | 2nd | OT | Totals |
|------------------|-----|-----|----|--------|
| Oklahoma | 563 | 591 | 10 | 1164 |
| Opponents | 559 | 716 | 16 | 1291 |

SEASON RESULTS

| Date | Opponent | Score | W/L | Attend. | Points Leader | Rebounds Leader | Assists Leader |
|-------|------------------------|-------|--------|---------|------------------------|------------------------|-----------------------|
| 11/11 | Idaho State | 78-74 | W | 7,622 | Newell 19 | Osby 10 | Grooms 8 |
| 11/18 | Coppin State | 92-65 | W | 7,460 | Pledger 20 | Osby 10 | Blair, Clark 4 |
| 11/24 | vs. Washington State # | 74-59 | W | 1,457 | Newell 18 | Fitzgerald 7 | Grooms 10 |
| 11/25 | vs. Santa Clara # | 85-73 | W | 1,777 | Pledger 26 | Fitzgerald 13 | Grooms 6 |
| 11/27 | vs. Saint Louis # | 63-83 | L | 2,637 | Clark, Osby 14 | Clark, Osby 6 | Pledger 2 |
| 12/2 | Sacramento State | 82-53 | W | 7,460 | Clark 18 | Blair 5 | Pledger 5 |
| 12/8 | Oral Roberts | 73-59 | W | 7,699 | Pledger 17 | Clark 8 | Grooms 5 |
| 12/10 | Arkansas | 78-36 | W | 9,077 | Pledger 22 | Fitzgerald 8 | Neal 4 |
| 12/17 | vs. Houston \$ | 79-74 | W | 5,303 | Pledger 31 | Osby, Pledger 10 | Grooms 8 |
| 12/21 | South Carolina State | 83-48 | W | 8,136 | Pledger 22 | Osby 18 | Grooms 6 |
| 12/29 | at Cincinnati % | 55-56 | L | 4,439 | Fitzgerald 18 | Osby 12 | Grooms 9 |
| 12/31 | Northwestern State | 83-63 | W | 8,532 | Osby, Pledger 18 | Clark 9 | Blair 6 |
| 1/3 | at Missouri (7) | 49-87 | L | 15,061 | Fitzgerald 18 | Fitzgerald 6 | Grooms 7 |
| 1/7 | Kansas (14) | 61-72 | L | 11,268 | Pledger 14 | Osby 9 | Grooms 5 |
| 1/9 | at Oklahoma State | 65-72 | L | 9,478 | Blair 20 | Blair, Osby 10 | Clark 3 |
| 1/14 | Kansas State (18) | 82-73 | W | 8,812 | Fitzgerald 21 | Osby, Pledger 6 | Grooms 9 |
| 1/17 | Texas Tech | 64-55 | W | 7,786 | Pledger 17 | Osby 8 | Blair, Grooms 4 |
| 1/21 | at Texas A&M | 75-81 | L (OT) | 8,468 | Osby 18 | Fitzgerald 7 | Grooms 7 |
| 1/24 | Baylor (6) | 65-77 | L | 8,004 | Pledger 17 | Osby 11 | Grooms 7 |
| 1/28 | at Kansas State (22) | 63-60 | W | 12,528 | Pledger 30 | Clark 6 | Grooms 7 |
| 2/1 | at Kansas (8) | 62-84 | L | 16,300 | Osby 19 | Osby 7 | Grooms 6 |
| 2/4 | Iowa State | 70-77 | L | 9,272 | Fitzgerald 27 | Clark 11 | Grooms 9 |
| 2/6 | Missouri (4) | 68-71 | L | 7,994 | Pledger 22 | Washington 7 | Grooms 10 |
| 2/11 | at Texas Tech | 47-65 | L | 9,386 | Fitzgerald 14 | Osby 8 | Grooms 8 |
| 2/14 | Texas | 58-69 | L | 8,528 | Pledger 18 | Clark 7 | Grooms 10 |
| 2/18 | at Iowa State | 69-80 | L | 14,376 | Clark 16 | Fitzgerald 8 | Grooms 5 |
| 2/22 | Oklahoma State | 77-64 | W | 9,393 | Pledger 17 | Osby 13 | Grooms 6 |
| 2/25 | at Baylor (13) | 60-70 | L | 8,002 | Pledger 21 | Fitzgerald 9 | Grooms 6 |
| 2/29 | at Texas | 64-72 | L | 12,142 | Osby 14 | Clark 11 | Blair 4 |
| 3/3 | Texas A&M | 65-62 | W | 9,349 | Osby 24 | Clark 9 | Grooms 7 |

Associated Press rankings in parentheses

76 Classic (Anaheim, Calif.)

\$ All-College Classic (Oklahoma City, Okla.)

% at U.S. Bank Arena

| Record Summary | Overall | Home | Away | Neutral |
|----------------------|---------|------|------|---------|
| All Games | 15-15 | 11-5 | 1-9 | 3-1 |
| Big 12 Games | 5-13 | 4-5 | 1-8 | 0-0 |
| Non-Conference Games | 10-2 | 7-0 | 0-1 | 3-1 |

POINTS-REBOUNDS-ASSISTS

| Date | Opponent | 1 GROOMS | 2 PLEDGER | 3 FRANKLIN | 4 FTZGERLD | 5 WASHGTON | 11 NEWELL | 13 FRASCH. | 14 BLAIR | 15 NEAL | 21 CLARK | 24 OSBY | 31 HONORÉ | 32 ARENT |
|-------|------------------------|----------------|----------------|---------------|----------------|---------------|--------------|---------------|---------------|------------|----------------|----------------|--------------|-------------|
| 11/11 | Idaho State | <u>11-6-8</u> | DNP | 0-0-0 | <u>7-1-0</u> | DNP | 19-2-0 | DNP | <u>12-6-5</u> | 4-7-1 | <u>2-3-0</u> | <u>17-10-4</u> | 2-0-0 | 4-1-0 |
| 11/18 | Coppin State | <u>4-4-1</u> | <u>20-2-3</u> | 0-0-0 | <u>10-8-0</u> | 6-8-3 | 14-2-1 | 0-0-0 | 6-0-4 | 9-3-1 | <u>4-4-4</u> | <u>11-10-0</u> | 2-3-0 | 6-9-1 |
| 11/24 | vs. Washington State # | <u>9-1-10</u> | <u>14-2-0</u> | 0-0-1 | <u>9-7-0</u> | 0-2-0 | 18-1-3 | DNP | 0-0-0 | 2-3-0 | <u>11-2-1</u> | <u>9-6-0</u> | 0-0-0 | 2-3-0 |
| 11/25 | vs. Santa Clara # | <u>12-5-6</u> | <u>26-7-0</u> | DNP | <u>12-13-0</u> | 0-4-0 | 8-2-0 | DNP | 2-0-2 | 3-2-0 | <u>11-2-1</u> | <u>9-10-1</u> | 0-0-0 | 2-2-0 |
| 11/27 | vs. Saint Louis # | <u>0-2-1</u> | <u>11-3-2</u> | DNP | <u>4-2-0</u> | 2-2-0 | 6-1-0 | DNP | 3-1-1 | 7-1-0 | <u>14-6-1</u> | <u>14-6-0</u> | 0-0-0 | 2-1-0 |
| 12/2 | Sacramento State | <u>9-4-4</u> | <u>15-1-5</u> | 2-0-1 | <u>13-4-1</u> | 2-1-1 | ** | DNP | 5-5-3 | 8-3-1 | <u>18-3-3</u> | <u>8-4-3</u> | 2-1-0 | 0-3-0 |
| 12/8 | Oral Roberts | <u>2-4-5</u> | <u>17-3-3</u> | 0-0-0 | <u>16-3-0</u> | 8-6-1 | ** | 0-0-0 | 2-0-3 | 5-3-1 | <u>16-8-2</u> | <u>7-7-0</u> | 0-0-0 | 0-2-0 |
| 12/10 | Arkansas | <u>6-3-3</u> | <u>22-3-2</u> | 0-1-0 | <u>17-8-0</u> | 0-2-0 | ** | 0-0-0 | 3-2-2 | 18-5-4 | <u>0-1-3</u> | <u>10-7-2</u> | 2-3-0 | 0-0-0 |
| 12/17 | vs. Houston \$ | <u>10-2-8</u> | <u>31-10-0</u> | DNP | <u>10-6-2</u> | 0-0-0 | ** | DNP | 0-2-2 | 9-6-1 | <u>14-2-0</u> | <u>5-10-0</u> | 0-0-0 | DNP |
| 12/21 | South Carolina State | <u>7-3-6</u> | <u>22-5-1</u> | 0-1-1 | <u>17-2-0</u> | 5-12-0 | ** | 2-1-0 | 3-2-5 | 3-2-1 | <u>8-2-1</u> | <u>10-18-1</u> | 2-2-0 | 4-9-0 |
| 12/29 | at Cincinnati % | <u>6-5-9</u> | <u>11-6-1</u> | DNP | <u>18-9-1</u> | 0-2-0 | ** | DNP | 0-1-1 | 8-5-0 | <u>0-2-3</u> | <u>12-12-0</u> | 0-1-0 | DNP |
| 12/31 | Northwestern State | <u>11-3-4</u> | <u>18-2-5</u> | 0-0-0 | <u>14-1-0</u> | 8-5-0 | ** | 0-0-0 | 2-2-6 | 2-1-0 | <u>4-9-0</u> | <u>18-5-0</u> | 4-4-2 | 2-1-0 |
| 1/3 | at Missouri (7) | <u>4-1-7</u> | <u>11-4-0</u> | 0-1-0 | <u>18-6-0</u> | 0-2-0 | ** | 0-0-0 | 2-0-0 | 0-0-1 | <u>8-1-3</u> | <u>6-3-1</u> | 0-0-0 | 0-2-0 |
| 1/7 | Kansas (14) | <u>4-2-5</u> | <u>14-4-0</u> | 0-0-0 | <u>11-7-1</u> | 2-2-0 | ** | 0-0-0 | 11-0-3 | 1-0-0 | <u>9-5-1</u> | <u>9-9-0</u> | 0-2-0 | 0-0-0 |
| 1/9 | at Oklahoma State | <u>2-2-0</u> | <u>9-3-1</u> | DNP | <u>12-9-0</u> | 0-0-0 | ** | DNP | 20-10-2 | 0-7-0 | <u>4-7-3</u> | <u>18-10-1</u> | 0-0-0 | 0-1-0 |
| 1/14 | Kansas State (18) | <u>4-3-9</u> | <u>18-6-2</u> | DNP | <u>21-3-0</u> | 2-0-0 | ** | DNP | <u>5-3-5</u> | 4-0-1 | 10-3-0 | <u>18-6-0</u> | DNP | 0-0-0 |
| 1/17 | Texas Tech | <u>7-4-4</u> | <u>17-3-0</u> | DNP | <u>13-4-1</u> | 0-4-0 | ** | DNP | <u>0-2-4</u> | 2-0-0 | 10-3-0 | <u>15-8-0</u> | 0-0-0 | 0-1-0 |
| 1/21 | at Texas A&M | <u>9-3-7</u> | <u>16-4-3</u> | DNP | <u>17-7-0</u> | 4-4-0 | ** | DNP | <u>0-3-3</u> | 0-1-0 | 7-3-2 | <u>18-5-2</u> | DNP | 4-4-0 |
| 1/24 | Baylor (6) | <u>7-0-7</u> | <u>17-6-4</u> | DNP | <u>13-3-0</u> | 2-2-1 | ** | DNP | 2-1-1 | 0-0-1 | <u>8-1-0</u> | <u>16-11-0</u> | DNP | 0-0-0 |
| 1/28 | at Kansas State (22) | <u>4-4-7</u> | <u>30-5-1</u> | DNP | <u>3-1-2</u> | 4-3-0 | ** | DNP | 2-2-5 | 0-1-0 | <u>11-6-1</u> | <u>9-3-0</u> | DNP | DNP |
| 2/1 | at Kansas (8) | <u>1-2-6</u> | <u>17-2-1</u> | 2-0-1 | <u>14-3-0</u> | 1-6-0 | ** | 0-0-0 | 0-3-3 | 4-1-1 | <u>4-5-0</u> | <u>19-7-2</u> | 0-1-0 | 0-1-0 |
| 2/4 | Iowa State | <u>4-4-9</u> | <u>14-2-0</u> | DNP | <u>27-3-2</u> | 0-3-0 | ** | DNP | 2-4-3 | 2-5-1 | <u>4-11-0</u> | <u>17-4-1</u> | DNP | DNP |
| 2/6 | Missouri (4) | <u>17-2-10</u> | <u>22-5-1</u> | DNP | <u>12-4-1</u> | 2-7-1 | ** | DNP | 6-5-3 | 0-1-0 | <u>0-1-0</u> | <u>9-6-2</u> | DNP | 0-0-0 |
| 2/11 | at Texas Tech | <u>9-1-8</u> | <u>4-6-0</u> | 3-1-0 | <u>14-3-0</u> | 0-3-0 | ** | 0-0-0 | 2-3-0 | 0-2-0 | <u>6-6-2</u> | <u>9-8-1</u> | 0-0-0 | 0-1-0 |
| 2/14 | Texas | <u>0-3-10</u> | <u>18-5-2</u> | DNP | <u>6-0-0</u> | 0-0-0 | ** | DNP | 0-2-1 | 8-4-1 | <u>13-7-0</u> | <u>13-5-1</u> | DNP | 0-1-0 |
| 2/18 | at Iowa State | <u>12-1-5</u> | <u>7-3-2</u> | 0-0-0 | <u>2-8-2</u> | 0-1-0 | ** | DNP | 12-2-2 | 10-3-0 | <u>16-4-0</u> | <u>10-5-3</u> | DNP | DNP |
| 2/22 | Oklahoma State | <u>10-4-6</u> | <u>17-4-2</u> | 0-1-0 | <u>6-6-2</u> | 4-8-0 | ** | 1-0-0 | 0-2-3 | 9-3-1 | <u>14-5-1</u> | <u>16-13-1</u> | 0-0-0 | 0-0-0 |
| 2/25 | at Baylor (13) | <u>2-3-6</u> | <u>21-4-2</u> | 0-0-0 | <u>9-9-1</u> | 0-1-0 | ** | DNP | 0-1-0 | 2-6-1 | <u>12-5-1</u> | <u>12-7-1</u> | DNP | 2-0-0 |
| 2/29 | at Texas | <u>4-2-3</u> | <u>13-2-0</u> | DNP | <u>12-6-1</u> | 5-8-0 | ** | DNP | 4-0-4 | 0-0-0 | <u>12-11-1</u> | <u>14-5-1</u> | DNP | 0-0-0 |
| 3/3 | Texas A&M | <u>7-2-7</u> | <u>9-3-3</u> | 0-0-0 | <u>10-7-0</u> | 4-4-0 | ** | DNP | 2-1-2 | 0-1-0 | <u>9-9-1</u> | <u>24-2-0</u> | 0-0-1 | DNP |

Associated Press rankings in parentheses

76 Classic (Anaheim, Calif.)

\$ All-College Classic (Oklahoma City, Okla.)

% at U.S. Bank Arena

** Left team

MISCELLANEOUS STATS

Dunks

| | |
|------------------------|----|
| Romero Osby..... | 34 |
| Cameron Clark..... | 21 |
| Andrew Fitzgerald..... | 3 |
| Tyler Neal..... | 2 |
| Steven Pledger..... | 2 |
| Casey Arent..... | 1 |
| Calvin Newell..... | 1 |
| C.J. Washington..... | 1 |

Charges Taken

| | |
|------------------------|----|
| Romero Osby..... | 15 |
| Andrew Fitzgerald..... | 11 |
| Sam Grooms..... | 3 |
| Tyler Neal..... | 3 |
| Steven Pledger..... | 3 |
| Casey Arent..... | 2 |
| Cameron Clark..... | 2 |
| C.J. Washington..... | 2 |
| Carl Blair..... | 1 |
| T.J. Franklin..... | 1 |

GAME-BY-GAME TEAM STATS

| | FG-A | Pct. | 3FG-A | Pct. | FT-A | Pct. | O/D/T | PF | A | TO | B | S | 1 | 2 | TP |
|--------------------------------------|----------------|--------------|---------------|--------------|----------------|---------------|----------------------|----------|----------|----------|--------|---------|----------|----------|------------|
| Idaho State at Oklahoma | 28-60 23-63 | .467 .365 | 7-24 8-23 | .292 .348 | 11-17 24-33 | .647 .727 | 12/25/37 18/23/41 | 30 20 | 22 18 | 20 15 | 0 6 | 7 8 | 34 31 | 40 47 | 74 78 |
| Coppin State at Oklahoma | 20-55 36-79 | .364 .456 | 9-33 10-24 | .273 .417 | 16-27 10-13 | .593 .769 | 10/17/27 28/33/61 | 14 21 | 13 18 | 15 15 | 2 5 | 8 5 | 23 42 | 42 50 | 65 92 |
| Oklahoma # vs. Washington State # | 27-60 22-52 | .450 .423 | 9-20 7-17 | .450 .412 | 11-18 8-11 | .611 .727 | 13/19/32 13/22/35 | 14 18 | 14 12 | 11 22 | 3 3 | 7 5 | 38 40 | 36 19 | 74 59 |
| Santa Clara # vs. Oklahoma # | 24-68 28-60 | .353 .467 | 14-33 5-16 | .424 .313 | 11-13 24-32 | .846 .750 | 12/21/33 15/34/49 | 24 18 | 17 10 | 9 11 | 2 4 | 4 1 | 19 42 | 54 43 | 73 85 |
| Saint Louis # vs. Oklahoma # | 29-48 25-60 | .604 .417 | 9-17 3-10 | .529 .300 | 16-20 10-15 | .800 .667 | 5/24/29 15/16/31 | 17 22 | 19 5 | 11 12 | 1 1 | 1 5 | 39 30 | 44 33 | 83 63 |
| Sacramento State at Oklahoma | 19-43 31-54 | .442 .574 | 6-11 11-20 | .545 .550 | 9-14 9-12 | .643 .750 | 7/16/23 9/20/29 | 14 11 | 13 22 | 22 12 | 1 6 | 7 16 | 25 45 | 28 37 | 53 82 |
| Oral Roberts at Oklahoma | 22-60 27-54 | .367 .500 | 1-15 3-7 | .067 .429 | 14-19 16-20 | .737 .800 | 16/15/31 14/24/38 | 18 19 | 11 15 | 12 15 | 3 3 | 9 7 | 24 34 | 35 39 | 59 73 |
| Arkansas at Oklahoma | 20-58 26-50 | .345 .520 | 7-27 8-16 | .259 .500 | 16-20 18-23 | .800 .783 | 12/14/26 11/27/38 | 20 16 | 11 16 | 13 17 | 5 4 | 7 6 | 15 37 | 38 41 | 63 78 |
| Houston \$ vs. Oklahoma \$ | 30-68 27-64 | .441 .422 | 9-25 6-10 | .360 .600 | 5-7 19-24 | .714 .792 | 18/19/37 19/21/40 | 21 12 | 14 13 | 13 9 | 2 2 | 2 7 | 37 40 | 37 39 | 74 79 |
| South Carolina State at Oklahoma | 20-59 32-81 | .339 .395 | 2-16 6-21 | .125 .286 | 6-17 13-20 | .353 .650 | 8/28/36 26/37/63 | 18 16 | 10 16 | 15 8 | 5 5 | 6 8 | 39 24 | 44 24 | 83 48 |
| Oklahoma % at Cincinnati % | 23-60 17-61 | .383 .279 | 5-16 7-30 | .313 .233 | 4-9 15-20 | .444 .750 | 14/32/46 13/24/37 | 17 15 | 15 11 | 17 8 | 2 3 | 4 8 | 24 19 | 31 37 | 55 56 |
| Northwestern State at Oklahoma | 22-60 31-55 | .367 .564 | 6-24 3-5 | .250 .600 | 13-19 18-22 | .684 .818 | 13/17/30 11/27/38 | 19 18 | 11 17 | 18 18 | 3 7 | 7 5 | 29 40 | 34 43 | 63 83 |
| Oklahoma at Missouri (7) | 18-54 32-54 | .333 .593 | 3-11 12-21 | .273 .571 | 10-10 11-14 | 1.000 .786 | 7/16/23 9/29/38 | 15 13 | 12 17 | 8 9 | 2 5 | 3 4 | 25 43 | 24 44 | 49 87 |
| Kansas (14) at Oklahoma | 29-58 19-50 | .500 .380 | 4-19 3-9 | .211 .333 | 10-14 20-28 | .714 .714 | 13/21/34 15/19/34 | 23 13 | 17 10 | 13 17 | 4 3 | 14 7 | 33 34 | 39 27 | 72 61 |
| Oklahoma at Oklahoma State | 24-74 22-57 | .324 .386 | 4-17 5-20 | .235 .250 | 13-20 23-30 | .650 .767 | 22/28/50 12/32/44 | 23 18 | 7 13 | 10 13 | 1 2 | 9 2 | 22 35 | 43 37 | 65 72 |
| Kansas State (18) at Oklahoma | 25-64 28-51 | .391 .549 | 10-30 4-9 | .333 .444 | 13-18 22-26 | .722 .846 | 24/20/44 6/18/24 | 20 16 | 16 17 | 19 13 | 3 2 | 6 12 | 29 38 | 44 44 | 73 82 |
| Texas Tech at Oklahoma | 15-46 21-54 | .326 .389 | 7-14 1-11 | .500 .091 | 18-25 21-26 | .720 .808 | 9/28/37 8/26/34 | 25 21 | 11 9 | 21 12 | 4 8 | 4 9 | 22 29 | 33 35 | 55 64 |
| Oklahoma at Texas A&M | 32-65 31-59 | .492 .525 | 4-14 7-19 | .286 .368 | 7-11 12-22 | .636 .545 | 14/21/35 14/22/36 | 23 14 | 17 15 | 9 10 | 3 1 | 5 3 | 34 34 | 31 31 | 75* 81* |
| Baylor (6) at Oklahoma | 27-50 27-58 | .540 .466 | 9-18 3-12 | .500 .250 | 14-17 8-11 | .824 .727 | 10/21/31 12/15/27 | 11 14 | 14 14 | 12 8 | 4 2 | 4 5 | 35 30 | 42 35 | 77 65 |
| Oklahoma at Kansas State (22) | 22-55 21-51 | .400 .412 | 4-9 3-17 | .444 .176 | 15-20 15-18 | .750 .833 | 10/19/29 11/22/33 | 21 20 | 16 11 | 14 20 | 3 3 | 12 4 | 34 28 | 29 32 | 63 60 |
| Oklahoma at Kansas (8) | 24-58 31-56 | .414 .554 | 3-4 6-20 | .750 .300 | 11-15 16-20 | .733 .800 | 10/21/31 6/25/31 | 16 15 | 14 20 | 15 12 | 1 4 | 4 10 | 31 34 | 31 50 | 62 84 |
| Iowa State at Oklahoma | 25-53 27-63 | .472 .429 | 15-30 5-14 | .500 .357 | 12-15 11-13 | .800 .846 | 4/25/29 12/26/38 | 14 15 | 19 16 | 9 10 | 3 2 | 6 4 | 38 36 | 39 34 | 77 70 |
| Missouri (4) at Oklahoma | 27-48 26-51 | .563 .510 | 7-21 7-12 | .333 .583 | 10-18 9-23 | .556 .391 | 3/19/22 13/23/36 | 18 17 | 19 18 | 12 16 | 2 1 | 10 6 | 36 33 | 35 35 | 71 68 |
| Oklahoma at Texas Tech | 18-55 25-58 | .327 .431 | 2-14 5-18 | .143 .278 | 9-13 10-12 | .692 .833 | 12/26/38 7/27/34 | 20 16 | 11 12 | 16 7 | 0 5 | 2 6 | 22 25 | 25 40 | 47 65 |
| Texas at Oklahoma | 20-52 24-58 | .385 .414 | 5-19 5-15 | .263 .333 | 24-29 5-8 | .828 .625 | 14/23/37 13/20/33 | 10 22 | 10 15 | 11 13 | 3 1 | 8 5 | 28 33 | 41 25 | 69 58 |
| Oklahoma at Iowa State | 27-62 28-54 | .435 .519 | 3-13 11-22 | .231 .500 | 12-16 13-20 | .750 .650 | 7/21/28 9/31/40 | 20 15 | 14 20 | 12 17 | 3 2 | 6 7 | 28 37 | 41 43 | 69 80 |
| Oklahoma State at Oklahoma | 22-60 29-62 | .367 .468 | 13-31 5-11 | .419 .455 | 7-14 14-21 | .500 .667 | 6/26/32 12/35/47 | 17 15 | 14 16 | 12 12 | 4 7 | 4 4 | 12 30 | 52 47 | 64 77 |
| Oklahoma at Baylor (13) | 23-59 21-54 | .390 .389 | 0-12 8-23 | .000 .348 | 14-17 20-25 | .824 .800 | 11/26/37 8/28/36 | 20 15 | 12 10 | 13 11 | 2 2 | 6 8 | 34 31 | 26 39 | 60 70 |
| Oklahoma at Texas | 26-60 27-61 | .433 .443 | 4-9 6-24 | .444 .250 | 8-11 12-18 | .727 .667 | 12/22/34 13/23/36 | 15 16 | 10 14 | 16 13 | 3 0 | 5 10 | 37 33 | 27 39 | 64 72 |
| Texas A&M at Oklahoma | 25-56 25-52 | .446 .481 | 6-16 2-6 | .375 .333 | 6-9 13-16 | .667 .813 | 10/21/31 8/23/31 | 16 14 | 12 14 | 13 11 | 2 2 | 5 4 | 26 33 | 36 32 | 62 65 |

Associated Press rankings in parentheses

76 Classic (Anaheim, Calif.)

\$ All-College Classic (Oklahoma City, Okla.)

% at U.S. Bank Arena

* overtime game

INDIVIDUAL HIGHS

OKLAHOMA HIGHS

| | |
|--|---|
| Points | 31, Steven Pledger vs. Houston (12/17) |
| Field Goals | 11, Romero Osby vs. Texas A&M (3/3) 11, Andrew Fitzgerald vs. Iowa State (2/4) 11, Steven Pledger vs. Kansas State (1/28) |
| Field Goal Attempts | 19, Steven Pledger vs. Texas (2/14) 19, Andrew Fitzgerald vs. Oral Roberts (12/8) |
| Field Goal Pct. (min. 6 made) | .900 (9-for-10), Andrew Fitzgerald vs. Kansas State (1/14) |
| 3-Point Field Goals | 5, Steven Pledger vs. Missouri (2/6) |
| 3-Point Field Goal Attempts | 11, Calvin Newell vs. Idaho State (11/11) |
| 3-Point Field Goal Pct. (min. 4 made) | .800 (4-for-5), Steven Pledger vs. Houston (12/17) |
| Free Throws | 8, Sam Grooms vs. Santa Clara (11/25) |
| Free Throw Attempts | 12, Sam Grooms vs. Santa Clara (11/25) |
| Free Throw Pct. | 1.000 (7-for-7), Steven Pledger vs. Houston (12/17) |
| Rebounds | 18, Romero Osby vs. South Carolina State (12/21) |
| Assists | 10, Sam Grooms vs. Texas (2/14) 10, Sam Grooms vs. Missouri (2/6) 10, Sam Grooms vs. Washington State (11/24) |
| Turnovers | 6, Steven Pledger vs. Cincinnati (12/29) |
| Blocked Shots | 5, Romero Osby vs. Texas Tech (1/17) |
| Steals | 5, Carl Blair vs. Oklahoma State (1/9) |

OPPONENT HIGHS

| | |
|--|--|
| Points | 29, Keiton Page, Oklahoma State (2/22) |
| Field Goals | 9, Keiton Page, Oklahoma State (2/22) 9, Scott Christopherson, Iowa State (2/18) 9, Perry Jones III, Baylor (1/24) 9, Travis Releford, Kansas (1/7) 9, BJ Young, Arkansas (12/10) 9, Brian Conklin, Saint Louis (11/27) |
| Field Goal Attempts | 21, Keiton Page, Oklahoma State (2/22) |
| Field Goal Pct. (min. 6 made) | 1.000 (6-for-6), Ricardo Ratliffe, Missouri (2/6) |
| 3-Point Field Goals | 9, Keiton Page, Oklahoma State (2/22) |
| 3-Point Field Goal Attempts | 17, Keiton Page, Oklahoma State (2/22) |
| 3-Point Field Goal Pct. (min. 4 made) | .800 (4-for-5), Cody Ellis, Saint Louis (11/27) |
| Free Throws | 9, Brian Williams, Oklahoma State (1/9) |
| Free Throw Attempts | 11, Brian Williams, Oklahoma State (1/9) |
| Free Throw Pct. | 1.000 (7-for-7), Jeff Withey, Kansas (2/1) 1.000 (7-for-7), Brian Conklin, Saint Louis (11/27) |
| Rebounds | 17, Thomas Robinson, Kansas (2/1) |
| Assists | 10, Evan Rocquemore, Santa Clara (11/25) |
| Turnovers | 7, Dylan Garrity, Sacramento State (12/2) |
| Blocked Shots | 4, Omar Sanders, South Carolina State (12/21) 4, Hunter Mickelson, Arkansas (12/10) |
| Steals | 4, Chris Allen, Iowa State (2/18) |

OKLAHOMA'S TOP INDIVIDUAL PERFORMANCES

POINTS

| | |
|---------|---|
| 31..... | Steven Pledger vs. Houston (12/17) |
| 30..... | Steven Pledger vs. Kansas State (1/28) |
| 27..... | Andrew Fitzgerald vs. Iowa State (2/4) |
| 26..... | Steven Pledger vs. Santa Clara (11/25) |
| 24..... | Romero Osby vs. Texas A&M (3/3) |
| 22..... | Steven Pledger vs. Missouri (2/6) |
| 22..... | Steven Pledger vs. South Carolina State (12/21) |
| 22..... | Steven Pledger vs. Arkansas (12/10) |
| 21..... | Steven Pledger vs. Baylor (2/25) |
| 21..... | Andrew Fitzgerald vs. Kansas State (1/14) |
| 20..... | Carl Blair vs. Oklahoma State (1/9) |
| 20..... | Steven Pledger vs. Coppin State (11/18) |

REBOUNDS

| | |
|---------|--|
| 18..... | Romero Osby vs. South Carolina State (12/21) |
| 13..... | Romero Osby vs. Oklahoma State (2/22) |
| 13..... | Andrew Fitzgerald vs. Santa Clara (11/25) |
| 12..... | Romero Osby vs. Cincinnati (12/29) |
| 12..... | C.J. Washington vs. South Carolina State (12/21) |
| 11..... | Cameron Clark vs. Texas (2/29) |
| 11..... | Cameron Clark vs. Iowa State (2/4) |
| 11..... | Romero Osby vs. Baylor (1/24) |

ASSISTS

| | |
|---------|---|
| 10..... | Sam Grooms vs. Texas (2/14) |
| 10..... | Sam Grooms vs. Missouri (2/6) |
| 10..... | Sam Grooms vs. Washington State (11/24) |
| 9..... | Sam Grooms vs. Iowa State (2/4) |
| 9..... | Sam Grooms vs. Kansas State (1/14) |
| 9..... | Sam Grooms vs. Cincinnati (12/29) |

BLOCKED SHOTS

| | |
|--------|--|
| 5..... | Romero Osby vs. Texas Tech (1/17) |
| 3..... | C.J. Washington vs. Northwestern State (12/31) |
| 3..... | Cameron Clark vs. Sacramento State (12/2) |

STEALS

| | |
|--------|-------------------------------------|
| 5..... | Carl Blair vs. Oklahoma State (1/9) |
| 4..... | Carl Blair vs. Kansas State (1/28) |

3-POINT FIELD GOALS

| | |
|--------|---|
| 5..... | Steven Pledger vs. Missouri (2/6) |
| 4..... | Steven Pledger vs. Iowa State (2/4) |
| 4..... | Steven Pledger vs. Kansas State (1/28) |
| 4..... | Steven Pledger vs. Texas A&M (1/21) |
| 4..... | Steven Pledger vs. South Carolina State (12/21) |
| 4..... | Steven Pledger vs. Houston (12/17) |
| 4..... | Tyler Neal vs. Arkansas (12/10) |
| 4..... | Steven Pledger vs. Santa Clara (11/25) |
| 4..... | Calvin Newell vs. Washington State (11/24) |
| 4..... | Calvin Newell vs. Idaho State (11/11) |

THIS YEAR vs. TEXAS A&M

Official Basketball Box Score -- Game Totals -- Final Statistics Oklahoma vs Texas A&M 01/21/12 3 p.m. CT at College Station, Texas (Reed Arena)

Oklahoma 75 • 12-6, 2-4

| # | Player | Total | | 3-Ptr | | Rebounds | | | PF | TP | A | TO | Blk | Stl | Min |
|----------------------|--------------------|--------|-----------------|--------|---------|----------|-------------|-------|----------|----|---|----|-----|-----|-----|
| | | FG-FGA | FG-FGA | FT-FTA | Off | Def | Tot | | | | | | | | |
| 01 | Grooms, Sam | * 4-10 | 0-0 | 1-2 | 1 | 2 | 3 | 2 | 9 | 7 | 1 | 0 | 0 | 0 | 44 |
| 02 | Pledger, Steven | * 5-15 | 4-10 | 2-2 | 0 | 4 | 4 | 3 | 16 | 3 | 0 | 0 | 2 | 37 | |
| 04 | Fitzgerald, Andrew | * 8-14 | 0-0 | 1-1 | 4 | 3 | 7 | 2 | 17 | 0 | 1 | 1 | 1 | 37 | |
| 14 | Blair, Carl | * 0-2 | 0-2 | 0-0 | 1 | 2 | 3 | 3 | 0 | 3 | 2 | 0 | 1 | 10 | |
| 24 | Osby, Romero | * 8-10 | 0-0 | 2-4 | 3 | 2 | 5 | 4 | 18 | 2 | 2 | 1 | 0 | 35 | |
| 05 | Washington, C.J. | 2-2 | 0-0 | 0-0 | 2 | 2 | 4 | 3 | 4 | 0 | 0 | 1 | 1 | 11 | |
| 15 | Neal, Tyler | 0-2 | 0-2 | 0-0 | 0 | 1 | 1 | 0 | 0 | 0 | 1 | 0 | 0 | 8 | |
| 21 | Clark, Cameron | 3-8 | 0-0 | 1-2 | 0 | 3 | 3 | 4 | 7 | 2 | 2 | 0 | 0 | 35 | |
| 32 | Arent, Casey | 2-2 | 0-0 | 0-0 | 2 | 2 | 4 | 2 | 4 | 0 | 0 | 0 | 0 | 8 | |
| Team | | | | | 1 | 0 | 1 | | | | | | | | |
| Totals | | 32-65 | 4-14 | 7-11 | 14 | 21 | 35 | 23 | 75 | 17 | 9 | 3 | 5 | 225 | |
| FG % 1st Half: 16-31 | | 51.6% | 2nd half: 13-27 | 48.1% | OT: 3-7 | 42.9% | Game: 32-65 | 49.2% | Deadball | | | | | | |
| 3FG % 1st Half: 0-3 | | 0.0% | 2nd half: 3-8 | 37.5% | OT: 1-3 | 33.3% | Game: 4-14 | 28.6% | Rebounds | | | | | | |
| FT % 1st Half: 2-3 | | 66.7% | 2nd half: 2-4 | 50.0% | OT: 3-4 | 75.0% | Game: 7-11 | 63.6% | 1 | | | | | | |

Texas A&M 81 • 11-7, 2-4

| # | Player | Total | | 3-Ptr | | Rebounds | | | PF | TP | A | TO | Blk | Stl | Min |
|----------------------|-------------------|--------|-----------------|--------|----------|----------|-------------|-------|----------|----|----|----|-----|-----|-----|
| | | FG-FGA | FG-FGA | FT-FTA | Off | Def | Tot | | | | | | | | |
| 04 | Davis, Keith | * 2-2 | 0-0 | 0-0 | 2 | 7 | 9 | 1 | 4 | 0 | 0 | 0 | 0 | 26 | |
| 05 | Harris, Dash | * 5-9 | 1-2 | 3-5 | 2 | 2 | 4 | 2 | 14 | 6 | 1 | 0 | 2 | 43 | |
| 10 | Loubeau, David | * 7-11 | 0-0 | 2-3 | 4 | 1 | 5 | 3 | 16 | 1 | 2 | 1 | 0 | 33 | |
| 22 | Middleton, Khrist | * 2-4 | 0-1 | 0-1 | 0 | 3 | 3 | 0 | 4 | 0 | 1 | 0 | 0 | 12 | |
| 31 | Turner, Elston | * 7-18 | 3-9 | 6-6 | 0 | 4 | 4 | 2 | 23 | 4 | 2 | 0 | 0 | 42 | |
| 02 | Hibbert, Naji | 3-6 | 2-4 | 1-2 | 0 | 3 | 3 | 1 | 9 | 3 | 1 | 0 | 0 | 28 | |
| 13 | Green, Jordan | 0-1 | 0-1 | 0-0 | 0 | 1 | 1 | 1 | 0 | 0 | 2 | 0 | 1 | 9 | |
| 20 | Alexander, Daniel | 1-2 | 1-2 | 0-0 | 0 | 0 | 0 | 0 | 3 | 0 | 0 | 0 | 0 | 4 | |
| 35 | Turner, Ray | 4-6 | 0-0 | 0-5 | 5 | 0 | 5 | 4 | 8 | 1 | 1 | 0 | 0 | 28 | |
| Team | | | | | 1 | 1 | 2 | | | | | | | | |
| Totals | | 31-59 | 7-19 | 12-22 | 14 | 22 | 36 | 14 | 81 | 15 | 10 | 1 | 3 | 225 | |
| FG % 1st Half: 15-29 | | 51.7% | 2nd half: 13-27 | 48.1% | OT: 3-3 | 100.0% | Game: 31-59 | 52.5% | Deadball | | | | | | |
| 3FG % 1st Half: 3-11 | | 27.3% | 2nd half: 3-7 | 42.9% | OT: 1-1 | 100.0% | Game: 7-19 | 36.8% | Rebounds | | | | | | |
| FT % 1st Half: 1-7 | | 14.3% | 2nd half: 2-3 | 66.7% | OT: 9-12 | 75.0% | Game: 12-22 | 54.5% | 3 | | | | | | |

Officials: Mark Whitehead, Jon Stigliano, Warren Evans
Technical fouls: Oklahoma-None. Texas A&M-None.
Attendance: 8468

| Score by periods | 1st | 2nd | OT | Total |
|------------------|-----|-----|----|-------|
| Oklahoma | 34 | 31 | 10 | 75 |
| Texas A&M | 34 | 31 | 16 | 81 |

Last FG - OU OT-00:03, TAM OT-02:10.
Largest lead - OU by 8 1st-05:20, TAM by 9 OT-00:25.

| Points | In | Off | 2nd | Fast | Bench |
|--------|----|-----|-----|------|-------|
| OU | 32 | 14 | 18 | 13 | 15 |
| TAM | 36 | 10 | 14 | 7 | 20 |

Score tied - 7 times.
Lead changed - 8 times.

Official Basketball Box Score -- Game Totals -- Final Statistics Texas A&M vs Oklahoma 03/03/12 3 p.m. CT at Norman, Okla. (Lloyd Noble Center)

Texas A&M 62 • 13-17, 4-14

| # | Player | Total | | 3-Ptr | | Rebounds | | | PF | TP | A | TO | Blk | Stl | Min |
|----------------------|-------------------|--------|-----------------|--------|-------------|----------|----------|----|----|----|----|----|-----|-----|-----|
| | | FG-FGA | FG-FGA | FT-FTA | Off | Def | Tot | | | | | | | | |
| 10 | Loubeau, David | f 7-12 | 0-0 | 1-1 | 2 | 2 | 4 | 3 | 15 | 1 | 1 | 0 | 0 | 28 | |
| 22 | Middleton, Khrist | f 6-16 | 0-3 | 2-2 | 2 | 5 | 7 | 3 | 14 | 3 | 2 | 1 | 0 | 36 | |
| 04 | Davis, Keith | c 0-0 | 0-0 | 0-0 | 2 | 1 | 3 | 1 | 0 | 0 | 3 | 0 | 0 | 14 | |
| 05 | Harris, Dash | g 2-6 | 1-3 | 0-0 | 1 | 3 | 4 | 3 | 5 | 4 | 4 | 0 | 1 | 32 | |
| 31 | Turner, Elston | g 4-11 | 3-8 | 0-0 | 0 | 4 | 4 | 2 | 11 | 3 | 0 | 0 | 1 | 38 | |
| 02 | Hibbert, Naji | 1-2 | 1-1 | 1-2 | 0 | 1 | 1 | 0 | 4 | 1 | 1 | 0 | 2 | 21 | |
| 13 | Green, Jordan | 0-2 | 0-0 | 0-0 | 0 | 0 | 0 | 0 | 0 | 0 | 0 | 0 | 0 | 3 | |
| 20 | Alexander, Daniel | 1-2 | 1-1 | 0-0 | 0 | 0 | 0 | 0 | 3 | 0 | 0 | 0 | 0 | 5 | |
| 35 | Turner, Ray | 4-5 | 0-0 | 2-4 | 2 | 3 | 5 | 4 | 10 | 0 | 2 | 1 | 1 | 23 | |
| Team | | | | | 1 | 2 | 3 | | | | | | | | |
| Totals | | 25-56 | 6-16 | 6-9 | 10 | 21 | 31 | 16 | 62 | 12 | 13 | 2 | 5 | 200 | |
| FG % 1st Half: 11-27 | | 40.7% | 2nd half: 14-29 | 48.3% | Game: 25-56 | 44.6% | Deadball | | | | | | | | |
| 3FG % 1st Half: 3-8 | | 37.5% | 2nd half: 3-8 | 37.5% | Game: 6-16 | 37.5% | Rebounds | | | | | | | | |
| FT % 1st Half: 1-3 | | 33.3% | 2nd half: 5-6 | 83.3% | Game: 6-9 | 66.7% | 1 | | | | | | | | |

Oklahoma 65 • 15-15, 5-13

| # | Player | Total | | 3-Ptr | | Rebounds | | | PF | TP | A | TO | Blk | Stl | Min |
|----------------------|--------------------|---------|-----------------|--------|-------------|----------|----------|----|----|----|----|----|-----|-----|-----|
| | | FG-FGA | FG-FGA | FT-FTA | Off | Def | Tot | | | | | | | | |
| 04 | Fitzgerald, Andrew | f 4-10 | 0-0 | 2-2 | 1 | 6 | 7 | 1 | 10 | 0 | 1 | 0 | 1 | 32 | |
| 24 | Osby, Romero | f 11-15 | 0-0 | 2-3 | 0 | 2 | 2 | 2 | 24 | 0 | 0 | 0 | 0 | 31 | |
| 01 | Grooms, Sam | g 1-4 | 0-1 | 5-6 | 0 | 2 | 2 | 3 | 7 | 7 | 2 | 0 | 1 | 33 | |
| 02 | Pledger, Steven | g 3-9 | 2-4 | 1-2 | 2 | 1 | 3 | 3 | 9 | 3 | 2 | 0 | 0 | 34 | |
| 21 | Clark, Cameron | g 3-8 | 0-0 | 3-3 | 1 | 8 | 9 | 1 | 9 | 1 | 1 | 2 | 2 | 34 | |
| 03 | Franklin, T.J. | 0-0 | 0-0 | 0-0 | 0 | 0 | 0 | 0 | 0 | 0 | 0 | 0 | 0 | 1 | |
| 05 | Washington, C.J. | 2-4 | 0-0 | 0-0 | 2 | 2 | 4 | 3 | 4 | 0 | 1 | 0 | 0 | 16 | |
| 14 | Blair, Carl | 1-2 | 0-1 | 0-0 | 0 | 1 | 1 | 0 | 2 | 2 | 1 | 0 | 0 | 12 | |
| 15 | Neal, Tyler | 0-0 | 0-0 | 0-0 | 1 | 0 | 1 | 1 | 0 | 0 | 3 | 0 | 0 | 5 | |
| 31 | Honore, Barry | 0-0 | 0-0 | 0-0 | 0 | 0 | 0 | 0 | 0 | 1 | 0 | 0 | 0 | 2 | |
| Team | | | | | 1 | 1 | 2 | | | | | | | | |
| Totals | | 25-52 | 2-6 | 13-16 | 8 | 23 | 31 | 14 | 65 | 14 | 11 | 2 | 4 | 200 | |
| FG % 1st Half: 13-29 | | 44.8% | 2nd half: 12-23 | 52.2% | Game: 25-52 | 48.1% | Deadball | | | | | | | | |
| 3FG % 1st Half: 1-4 | | 25.0% | 2nd half: 1-2 | 50.0% | Game: 2-6 | 33.3% | Rebounds | | | | | | | | |
| FT % 1st Half: 6-8 | | 75.0% | 2nd half: 7-8 | 87.5% | Game: 13-16 | 81.3% | 1 | | | | | | | | |

Officials: Tom O'Neill, Greg Rennegarbe, Brent Meaux
Technical fouls: Texas A&M-None. Oklahoma-None.
Attendance: 9349
Estimated Attendance: 6188

| Score by periods | 1st | 2nd | Total |
|------------------|-----|-----|-------|
| Texas A&M | 26 | 36 | 62 |
| Oklahoma | 33 | 32 | 65 |

Last FG - TAM 2nd-00:15, OU 2nd-00:35.
Largest lead - TAM by 3 1st-16:14, OU by 14 2nd-15:52.

| Points | In | Off | 2nd | Fast | Bench |
|--------|----|-----|-----|------|-------|
| TAM | 32 | 13 | 8 | 10 | 17 |
| OU | 28 | 14 | 10 | 0 | 6 |

Score tied - 6 times.
Lead changed - 4 times.

OU's TWO-GAME STATS vs. TEXAS A&M

| # | Player | gp-gs | min | avg | Total | | 3-Point | | F-Throw | | Rebounds | | | | pf | dq | a | to | blk | stl | pts | avg |
|----------------|--------------------|-------|-----|------|--------|-------|---------|------|---------|-------|----------|-----|-----|------|----|----|----|----|-----|-----|-----|------|
| | | | | | fg-fga | fg% | 3fg-fga | 3fg% | ft-fa | ft% | off | def | tot | avg | | | | | | | | |
| 24 | Osby, Romero | 2-2 | 66 | 33.0 | 19-25 | .760 | 0-0 | .000 | 4-7 | .571 | 3 | 4 | 7 | 3.5 | 6 | 0 | 2 | 2 | 1 | 0 | 42 | 21.0 |
| 04 | Fitzgerald, Andrew | 2-2 | 69 | 34.5 | 12-24 | .500 | 0-0 | .000 | 3-3 | 1.000 | 5 | 9 | 14 | 7.0 | 3 | 0 | 0 | 2 | 1 | 2 | 27 | 13.5 |
| 02 | Pledger, Steven | 2-2 | 71 | 35.5 | 8-24 | .333 | 6-14 | .429 | 3-4 | .750 | 2 | 5 | 7 | 3.5 | 6 | 0 | 6 | 2 | 0 | 2 | 25 | 12.5 |
| 21 | Clark, Cameron | 2-1 | 69 | 34.5 | 6-16 | .375 | 0-0 | .000 | 4-5 | .800 | 1 | 11 | 12 | 6.0 | 5 | 0 | 3 | 3 | 2 | 2 | 16 | 8.0 |
| 01 | Grooms, Sam | 2-2 | 77 | 38.5 | 5-14 | .357 | 0-1 | .000 | 6-8 | .750 | 1 | 4 | 5 | 2.5 | 5 | 0 | 14 | 3 | 0 | 1 | 16 | 8.0 |
| 32 | Arent, Casey | 1-0 | 8 | 8.0 | 2-2 | 1.000 | 0-0 | .000 | 0-0 | .000 | 2 | 2 | 4 | 4.0 | 2 | 0 | 0 | 0 | 0 | 0 | 4 | 4.0 |
| 05 | Washington, C.J. | 2-0 | 27 | 13.5 | 4-6 | .667 | 0-0 | .000 | 0-0 | .000 | 4 | 4 | 8 | 4.0 | 6 | 0 | 0 | 1 | 1 | 1 | 8 | 4.0 |
| 14 | Blair, Carl | 2-1 | 22 | 11.0 | 1-4 | .250 | 0-3 | .000 | 0-0 | .000 | 1 | 3 | 4 | 2.0 | 3 | 0 | 5 | 3 | 0 | 1 | 2 | 1.0 |
| 03 | Franklin, T.J. | 1-0 | 1 | 1.0 | 0-0 | .000 | 0-0 | .000 | 0-0 | .000 | 0 | 0 | 0 | 0.0 | 0 | 0 | 0 | 0 | 0 | 0 | 0 | 0.0 |
| 31 | Honore, Barry | 1-0 | 2 | 2.0 | 0-0 | .000 | 0-0 | .000 | 0-0 | .000 | 0 | 0 | 0 | 0.0 | 0 | 0 | 1 | 0 | 0 | 0 | 0 | 0.0 |
| 15 | Neal, Tyler | 2-0 | 13 | 6.5 | 0-2 | .000 | 0-2 | .000 | 0-0 | .000 | 1 | 1 | 2 | 1.0 | 1 | 0 | 0 | 4 | 0 | 0 | 0 | 0.0 |
| Team | | | | | | | | | | | 2 | 1 | 3 | | | | | | | | | |
| Total..... | | 2 | 425 | | 57-117 | .487 | 6-20 | .300 | 20-27 | .741 | 22 | 44 | 66 | 33.0 | 37 | 0 | 31 | 20 | 5 | 9 | 140 | 70.0 |
| Opponents..... | | 2 | 425 | | 56-115 | .487 | 13-35 | .371 | 18-31 | .581 | 24 | 43 | 67 | 33.5 | 30 | 0 | 27 | 23 | 3 | 8 | 143 | 71.5 |

TEXAS A&M's TWO-GAME STATS vs. OU

| # | Player | gp-gs | min | avg | Total | | 3-Point | | F-Throw | | Rebounds | | | | pf | dq | a | to | blk | stl | pts | avg |
|----------------|-------------------|-------|-----|------|--------|-------|---------|------|---------|-------|----------|-----|-----|------|----|----|----|----|-----|-----|-----|------|
| | | | | | fg-fga | fg% | 3fg-fga | 3fg% | ft-fa | ft% | off | def | tot | avg | | | | | | | | |
| 31 | Turner, Elston | 2-2 | 80 | 40.0 | 11-29 | .379 | 6-17 | .353 | 6-6 | 1.000 | 0 | 8 | 8 | 4.0 | 4 | 0 | 7 | 2 | 0 | 1 | 34 | 17.0 |
| 10 | Loubeau, David | 2-2 | 61 | 30.5 | 14-23 | .609 | 0-0 | .000 | 3-4 | .750 | 6 | 3 | 9 | 4.5 | 6 | 0 | 2 | 3 | 1 | 0 | 31 | 15.5 |
| 05 | Harris, Dash | 2-2 | 75 | 37.5 | 7-15 | .467 | 2-5 | .400 | 3-5 | .600 | 3 | 5 | 8 | 4.0 | 5 | 0 | 10 | 5 | 0 | 3 | 19 | 9.5 |
| 35 | Turner, Ray | 2-0 | 51 | 25.5 | 8-11 | .727 | 0-0 | .000 | 2-9 | .222 | 7 | 3 | 10 | 5.0 | 8 | 0 | 1 | 3 | 1 | 1 | 18 | 9.0 |
| 22 | Middleton, Khris | 2-2 | 48 | 24.0 | 8-20 | .400 | 0-4 | .000 | 2-3 | .667 | 2 | 8 | 10 | 5.0 | 3 | 0 | 3 | 3 | 1 | 0 | 18 | 9.0 |
| 02 | Hibbert, Naji | 2-0 | 49 | 24.5 | 4-8 | .500 | 3-5 | .600 | 2-4 | .500 | 0 | 4 | 4 | 2.0 | 1 | 0 | 4 | 2 | 0 | 2 | 13 | 6.5 |
| 20 | Alexander, Daniel | 2-0 | 9 | 4.5 | 2-4 | .500 | 2-3 | .667 | 0-0 | .000 | 0 | 0 | 0 | 0.0 | 0 | 0 | 0 | 0 | 0 | 0 | 6 | 3.0 |
| 04 | Davis, Keith | 2-2 | 40 | 20.0 | 2-2 | 1.000 | 0-0 | .000 | 0-0 | .000 | 4 | 8 | 12 | 6.0 | 2 | 0 | 0 | 3 | 0 | 0 | 4 | 2.0 |
| 13 | Green, Jordan | 2-0 | 12 | 6.0 | 0-3 | .000 | 0-1 | .000 | 0-0 | .000 | 0 | 1 | 1 | 0.5 | 1 | 0 | 0 | 2 | 0 | 1 | 0 | 0.0 |
| Team | | | | | | | | | | | 2 | 3 | 5 | | | | | | | | | |
| Total..... | | 2 | 425 | | 56-115 | .487 | 13-35 | .371 | 18-31 | .581 | 24 | 43 | 67 | 33.5 | 30 | 0 | 27 | 23 | 3 | 8 | 143 | 71.5 |
| Opponents..... | | 2 | 425 | | 57-117 | .487 | 6-20 | .300 | 20-27 | .741 | 22 | 44 | 66 | 33.0 | 37 | 0 | 31 | 20 | 5 | 9 | 140 | 70.0 |



1 SAM GROOMS

6-1, 203, JUNIOR, GUARD
GREENSBORO, N.C.
(CHIPOLA JUNIOR COLLEGE [FLA.])

| PTS | REB | AST | MIN |
|-----|-----|-----|------|
| 6.5 | 2.8 | 6.0 | 31.3 |

GROOMS GAME BY GAME IN 2011-12

| Date | Opponent | MIN | FG | 3FG | FT | O-D-T | PF | A | TO | B | S | TP |
|------|----------------------|-----|------|-----|------|-------|----|----|----|---|---|----|
| N11 | Idaho State | *37 | 2-10 | 0-2 | 7-8 | 3-3-6 | 3 | 8 | 2 | 0 | 2 | 11 |
| N18 | Coppin State | *23 | 1-6 | 0-3 | 2-4 | 2-2-4 | 2 | 1 | 3 | 0 | 0 | 4 |
| N24 | vs. Washington State | *33 | 3-6 | 1-1 | 2-4 | 1-0-1 | 2 | 10 | 1 | 0 | 1 | 9 |
| N25 | vs. Santa Clara | *27 | 2-6 | 0-3 | 8-12 | 0-5-5 | 1 | 6 | 1 | 0 | 0 | 12 |
| N27 | vs. Saint Louis | *24 | 0-1 | 0-0 | 0-0 | 0-2-2 | 4 | 1 | 2 | 0 | 0 | 0 |
| D2 | Sacramento State | *28 | 3-5 | 2-2 | 1-2 | 0-4-4 | 0 | 4 | 1 | 0 | 3 | 9 |
| D8 | Oral Roberts | *29 | 0-3 | 0-1 | 2-2 | 0-4-4 | 2 | 5 | 4 | 0 | 2 | 2 |
| D10 | Arkansas | *34 | 2-5 | 1-2 | 1-2 | 0-3-3 | 0 | 3 | 3 | 0 | 1 | 6 |
| D17 | vs. Houston | *38 | 3-8 | 1-1 | 3-4 | 0-2-2 | 0 | 8 | 0 | 0 | 0 | 10 |
| D21 | South Carolina State | *18 | 2-6 | 1-5 | 2-2 | 0-3-3 | 3 | 6 | 1 | 0 | 1 | 7 |
| D29 | at Cincinnati | *32 | 3-10 | 0-2 | 0-1 | 1-4-5 | 2 | 9 | 5 | 0 | 1 | 6 |
| D31 | Northwestern State | *23 | 5-7 | 0-0 | 1-1 | 0-3-3 | 1 | 4 | 3 | 0 | 1 | 11 |
| J3 | at Missouri (7) | *29 | 2-6 | 0-2 | 0-0 | 0-1-1 | 3 | 7 | 2 | 0 | 1 | 4 |
| J7 | Kansas (14) | *32 | 2-4 | 0-0 | 0-2 | 1-1-2 | 1 | 5 | 1 | 0 | 1 | 4 |
| J9 | at Oklahoma State | *24 | 1-7 | 0-2 | 0-0 | 1-1-2 | 1 | 0 | 3 | 0 | 0 | 2 |
| J14 | Kansas State (18) | *36 | 1-4 | 0-0 | 2-2 | 1-2-3 | 3 | 9 | 3 | 1 | 2 | 4 |
| J17 | Texas Tech | *35 | 2-8 | 0-1 | 3-4 | 0-4-4 | 4 | 4 | 1 | 1 | 1 | 7 |
| J21 | at Texas A&M | *44 | 4-10 | 0-0 | 1-2 | 1-2-3 | 2 | 7 | 1 | 0 | 0 | 9 |
| J24 | Baylor (6) | *35 | 3-6 | 0-1 | 1-2 | 0-0-0 | 3 | 7 | 0 | 0 | 0 | 7 |
| J28 | at Kansas State (22) | *37 | 1-8 | 0-1 | 2-2 | 1-3-4 | 1 | 7 | 1 | 0 | 3 | 4 |
| F1 | at Kansas (8) | *30 | 0-3 | 0-1 | 1-2 | 0-2-2 | 0 | 6 | 2 | 0 | 1 | 1 |
| F4 | Iowa State | *34 | 2-7 | 0-0 | 0-0 | 1-3-4 | 0 | 9 | 2 | 0 | 1 | 4 |
| F6 | Missouri (4) | *38 | 7-9 | 0-0 | 3-7 | 0-2-2 | 3 | 10 | 2 | 0 | 1 | 17 |
| F11 | at Texas Tech | *35 | 4-10 | 1-1 | 0-0 | 0-1-1 | 2 | 8 | 2 | 0 | 0 | 9 |
| F14 | Texas | *36 | 0-7 | 0-1 | 0-0 | 2-1-3 | 1 | 10 | 3 | 0 | 1 | 0 |
| F18 | at Iowa State | *30 | 5-11 | 0-1 | 2-4 | 0-1-1 | 3 | 5 | 2 | 0 | 1 | 12 |
| F22 | Oklahoma State | *31 | 4-9 | 0-1 | 2-4 | 1-3-4 | 2 | 6 | 3 | 0 | 0 | 10 |
| F25 | at Baylor (13) | *36 | 1-5 | 0-1 | 0-0 | 1-2-3 | 1 | 6 | 2 | 0 | 2 | 2 |
| F29 | at Texas | *19 | 1-3 | 0-1 | 2-2 | 0-2-2 | 3 | 3 | 3 | 0 | 0 | 4 |
| M3 | Texas A&M | *33 | 1-4 | 0-1 | 5-6 | 0-2-2 | 3 | 7 | 2 | 0 | 1 | 7 |

* Starter

GROOMS' CAREER HIGHS

| | |
|-----------------------------|----------------------------------|
| Points | 17 vs. Missouri (2/6/12) |
| Field Goals | 7 vs. Missouri (2/6/12) |
| Field Goal Attempts | 11 (2/18/12 vs. Iowa State) |
| 3-Point Field Goals | 2 vs. Sacramento State (12/2/11) |
| 3-Point Field Goal Attempts | 3 (twice) |
| Free Throws Made | 8 vs. Santa Clara (11/25/11) |
| Free Throw Attempts | 12 vs. Santa Clara (11/25/11) |
| Rebounds | 6 vs. Idaho State (11/11/11) |
| Assists | 10 (three times) |
| Blocked Shots | 1 (twice) |
| Steals | 3 vs. Sacramento State (12/2/11) |
| Minutes Played | 44 vs. Texas A&M (1/21/11) |



2 STEVEN PLEDGER

6-4, 222, JUNIOR, GUARD
CHESAPEAKE, VA.
(ATLANTIC SHORES CHRISTIAN SCHOOL)

| PTS | REB | 3FG% | MIN |
|------|-----|------|------|
| 16.6 | 4.0 | .426 | 32.9 |

PLEDGER GAME BY GAME IN 2011-12

| Date | Opponent | MIN | FG | 3FG | FT | O-D-T | PF | A | TO | B | S | TP |
|------|----------------------|-----|-------|------|-----|--------|----|---|----|---|---|-----|
| N11 | Idaho State | | | | | | | | | | | DNP |
| N18 | Coppin State | *20 | 8-14 | 3-8 | 1-1 | 1-1-2 | 3 | 3 | 0 | 0 | 0 | 20 |
| N24 | vs. Washington State | *25 | 4-8 | 3-6 | 3-3 | 1-1-2 | 3 | 0 | 1 | 0 | 3 | 14 |
| N25 | vs. Santa Clara | *31 | 10-15 | 4-8 | 2-4 | 3-4-7 | 1 | 0 | 1 | 0 | 0 | 26 |
| N27 | vs. Saint Louis | *35 | 4-13 | 1-4 | 2-3 | 0-3-3 | 4 | 2 | 2 | 0 | 1 | 11 |
| D2 | Sacramento State | *21 | 4-5 | 3-3 | 4-4 | 1-0-1 | 3 | 5 | 0 | 0 | 3 | 15 |
| D8 | Oral Roberts | *31 | 6-11 | 0-2 | 5-5 | 1-2-3 | 1 | 3 | 2 | 0 | 2 | 17 |
| D10 | Arkansas | *36 | 9-12 | 3-5 | 1-3 | 2-1-3 | 2 | 2 | 5 | 0 | 2 | 22 |
| D17 | vs. Houston | *37 | 10-13 | 4-5 | 7-7 | 4-6-10 | 1 | 0 | 1 | 0 | 2 | 31 |
| D21 | South Carolina State | *30 | 6-15 | 4-10 | 6-6 | 2-3-5 | 1 | 1 | 0 | 1 | 0 | 22 |
| D29 | at Cincinnati | *38 | 4-12 | 3-8 | 0-0 | 3-3-6 | 3 | 1 | 6 | 0 | 0 | 11 |
| D31 | Northwestern State | *33 | 6-11 | 3-5 | 3-4 | 1-1-2 | 0 | 5 | 2 | 1 | 0 | 18 |
| J3 | at Missouri (7) | *34 | 3-10 | 3-6 | 2-2 | 2-2-4 | 2 | 0 | 1 | 1 | 1 | 11 |
| J7 | Kansas (14) | *34 | 4-12 | 2-7 | 4-4 | 1-3-4 | 4 | 0 | 3 | 0 | 2 | 14 |
| J9 | at Oklahoma State | *37 | 3-13 | 1-5 | 2-2 | 0-3-3 | 5 | 1 | 0 | 0 | 0 | 9 |
| J14 | Kansas State (18) | *35 | 5-13 | 2-3 | 6-6 | 1-5-6 | 0 | 2 | 1 | 0 | 0 | 18 |
| J17 | Texas Tech | *32 | 6-13 | 1-6 | 4-4 | 1-2-3 | 2 | 0 | 3 | 1 | 1 | 17 |
| J21 | at Texas A&M | *37 | 5-15 | 4-10 | 2-2 | 0-4-4 | 3 | 3 | 0 | 0 | 2 | 16 |
| J24 | Baylor (6) | *34 | 7-15 | 3-9 | 0-0 | 3-3-6 | 1 | 4 | 4 | 0 | 0 | 17 |
| J28 | at Kansas State (22) | *33 | 11-17 | 4-7 | 4-4 | 1-4-5 | 4 | 1 | 3 | 0 | 1 | 30 |
| F1 | at Kansas (8) | *37 | 6-13 | 2-2 | 3-4 | 0-2-2 | 1 | 1 | 2 | 0 | 1 | 17 |
| F4 | Iowa State | *32 | 5-14 | 4-8 | 0-0 | 0-2-2 | 2 | 0 | 1 | 0 | 0 | 14 |
| F6 | Missouri (4) | *38 | 8-14 | 5-9 | 1-4 | 1-4-5 | 4 | 1 | 4 | 0 | 2 | 22 |
| F11 | at Texas Tech | *31 | 2-7 | 0-4 | 0-1 | 4-2-6 | 4 | 0 | 3 | 0 | 1 | 4 |
| F14 | Texas | *36 | 8-19 | 2-8 | 0-0 | 2-3-5 | 4 | 2 | 1 | 0 | 1 | 18 |
| F18 | at Iowa State | *33 | 2-11 | 0-4 | 3-4 | 1-2-3 | 1 | 2 | 2 | 0 | 2 | 7 |
| F22 | Oklahoma State | *28 | 6-8 | 3-4 | 2-4 | 1-3-4 | 4 | 2 | 2 | 2 | 0 | 17 |
| F25 | at Baylor (13) | *40 | 8-17 | 0-5 | 5-5 | 1-3-4 | 1 | 2 | 1 | 0 | 1 | 21 |
| F29 | at Texas | *31 | 5-13 | 3-4 | 0-0 | 1-1-2 | 4 | 0 | 3 | 1 | 1 | 13 |
| M3 | Texas A&M | *34 | 3-9 | 2-4 | 1-2 | 2-1-3 | 3 | 3 | 2 | 0 | 0 | 9 |

* Starter

PLEDGER'S CAREER HIGHS

| | |
|-----------------------------|-----------------------------|
| Points | 38 vs. Iowa State (1/29/11) |
| Field Goals | 12 vs. Iowa State (1/29/11) |
| Field Goal Attempts | 20 vs. Iowa State (1/29/11) |
| 3-Point Field Goals | 7 vs. Iowa State (1/29/11) |
| 3-Point Field Goal Attempts | 14 vs. Houston (11/26/09) |
| Free Throws Made | 7 vs. Iowa State (1/29/11) |
| Free Throw Attempts | 8 (twice) |
| Rebounds | 10 vs. Houston (12/17/11) |
| Assists | 6 (twice) |
| Blocked Shots | 2 (twice) |
| Steals | 3 (six times) |
| Minutes Played | 44 vs. Iowa State (1/29/11) |



3 T.J. FRANKLIN

5-11, 175, SENIOR, GUARD
FORT WORTH, TEXAS
(NORTH CROWLEY HS)

| PTS | REB | AST | MIN |
|-----|-----|-----|-----|
| 0.4 | 0.4 | 0.2 | 2.3 |

FRANKLIN GAME BY GAME IN 2011-12

| Date | Opponent | MIN | FG | 3FG | FT | O-D-T | PF | A | TO | B | S | TP |
|------|----------------------|-----|-----|-----|-----|-------|----|---|----|---|---|----|
| N11 | Idaho State | +0 | 0-0 | 0-0 | 0-0 | 0-0-0 | 0 | 0 | 0 | 0 | 0 | 0 |
| N18 | Coppin State | 7 | 0-0 | 0-0 | 0-0 | 0-0-0 | 2 | 0 | 1 | 0 | 1 | 0 |
| N24 | vs. Washington State | 1 | 0-1 | 0-0 | 0-0 | 0-1-1 | 0 | 0 | 0 | 0 | 0 | 0 |
| N25 | vs. Santa Clara | | | | | DNP | | | | | | |
| N27 | vs. Saint Louis | | | | | DNP | | | | | | |
| D2 | Sacramento State | 9 | 1-3 | 0-2 | 0-0 | 0-0-0 | 0 | 1 | 1 | 0 | 1 | 2 |
| D8 | Oral Roberts | 0+ | 0-0 | 0-0 | 0-0 | 0-0-0 | 0 | 0 | 0 | 0 | 0 | 0 |
| D10 | Arkansas | 1 | 0-0 | 0-0 | 0-0 | 0-1-1 | 0 | 0 | 0 | 0 | 0 | 0 |
| D17 | vs. Houston | | | | | DNP | | | | | | |
| D21 | South Carolina State | 6 | 0-2 | 0-0 | 0-0 | 1-0-1 | 1 | 1 | 1 | 0 | 0 | 0 |
| D29 | at Cincinnati | | | | | DNP | | | | | | |
| D31 | Northwestern State | 1 | 0-1 | 0-0 | 0-0 | 0-0-0 | 0 | 0 | 1 | 0 | 0 | 0 |
| J3 | at Missouri (7) | 2 | 0-1 | 0-0 | 0-0 | 0-1-0 | 0 | 0 | 0 | 0 | 0 | 0 |
| J7 | Kansas (14) | 2 | 0-0 | 0-0 | 0-0 | 0-0-0 | 0 | 0 | 0 | 0 | 0 | 0 |
| J9 | at Oklahoma State | | | | | DNP | | | | | | |
| J14 | Kansas State (18) | | | | | DNP | | | | | | |
| J17 | Texas Tech | | | | | DNP | | | | | | |
| J21 | at Texas A&M | | | | | DNP | | | | | | |
| J24 | Baylor (6) | | | | | DNP | | | | | | |
| J28 | at Kansas State (22) | | | | | DNP | | | | | | |
| F1 | at Kansas (8) | 2 | 1-1 | 0-0 | 0-0 | 0-0-0 | 0 | 1 | 0 | 0 | 0 | 2 |
| F4 | Iowa State | | | | | DNP | | | | | | |
| F6 | Missouri (4) | | | | | DNP | | | | | | |
| F11 | at Texas Tech | 2 | 1-1 | 1-1 | 0-0 | 0-1-1 | 0 | 0 | 0 | 0 | 0 | 3 |
| F14 | Texas | | | | | DNP | | | | | | |
| F18 | at Iowa State | 2 | 0-0 | 0-0 | 0-0 | 0-0-0 | 1 | 0 | 0 | 0 | 0 | 0 |
| F22 | Oklahoma State | 0+ | 0-0 | 0-0 | 0-0 | 0-1-1 | 0 | 0 | 0 | 0 | 0 | 0 |
| F25 | at Baylor (13) | 0+ | 0-0 | 0-0 | 0-0 | 0-0-0 | 0 | 0 | 0 | 0 | 0 | 0 |
| F29 | at Texas | | | | | DNP | | | | | | |
| M3 | Texas A&M | 1 | 0-0 | 0-0 | 0-0 | 0-0-0 | 0 | 0 | 0 | 0 | 0 | 0 |

* Starter

FRANKLIN'S CAREER HIGHS

| | |
|-----------------------------|-----------------------------------|
| Points | 3 (twice) |
| Field Goals | 1 (four times) |
| Field Goal Attempts | 3 vs. Sacramento State (12/2/11) |
| 3-Point Field Goals | 1 vs. Texas Tech (2/11/12) |
| 3-Point Field Goal Attempts | 2 vs. Sacramento State (12/2/11) |
| Free Throws Made | 2 vs. Mount St. Mary's (11/14/09) |
| Free Throw Attempts | 4 (twice) |
| Rebounds | 2 (twice) |
| Assists | 2 (three times) |
| Blocked Shots | None |
| Steals | 1 (twice) |
| Minutes Played | 9 vs. Sacramento State (12/2/11) |



4 ANDREW FITZGERALD

6-8, 247, JUNIOR, FORWARD
BALTIMORE, MD.
(BREWSTER ACADEMY [N.H.])

| PTS | REB | FG% | MIN |
|------|-----|------|------|
| 12.2 | 5.1 | .468 | 28.0 |

FITZGERALD GAME BY GAME IN 2011-12

| Date | Opponent | MIN | FG | 3FG | FT | O-D-T | PF | A | TO | B | S | TP |
|------|----------------------|-----|-------|-----|-----|--------|----|---|----|---|---|----|
| N11 | Idaho State | *23 | 2-7 | 0-0 | 3-3 | 0-1-1 | 3 | 0 | 0 | 2 | 0 | 7 |
| N18 | Coppin State | *19 | 4-11 | 0-0 | 2-2 | 5-3-8 | 2 | 0 | 1 | 0 | 1 | 10 |
| N24 | vs. Washington State | *30 | 4-9 | 0-0 | 1-4 | 2-5-7 | 2 | 0 | 2 | 1 | 0 | 9 |
| N25 | vs. Santa Clara | *30 | 4-7 | 0-0 | 4-4 | 5-8-13 | 3 | 0 | 0 | 2 | 0 | 12 |
| N27 | vs. Saint Louis | *17 | 2-6 | 0-0 | 0-0 | 0-2-2 | 4 | 0 | 1 | 0 | 1 | 4 |
| D2 | Sacramento State | *22 | 6-8 | 0-0 | 1-2 | 1-3-4 | 2 | 1 | 1 | 0 | 3 | 13 |
| D8 | Oral Roberts | *31 | 8-17 | 0-0 | 0-0 | 1-2-3 | 3 | 0 | 1 | 1 | 1 | 16 |
| D10 | Arkansas | *23 | 7-11 | 0-0 | 3-4 | 4-4-8 | 4 | 0 | 1 | 1 | 0 | 17 |
| D17 | vs. Houston | *35 | 4-16 | 0-0 | 2-4 | 5-1-6 | 2 | 2 | 1 | 0 | 1 | 10 |
| D21 | South Carolina State | *22 | 8-11 | 0-0 | 1-2 | 1-1-2 | 2 | 0 | 0 | 0 | 0 | 17 |
| D29 | at Cincinnati | *29 | 7-13 | 0-0 | 4-7 | 5-4-9 | 2 | 1 | 1 | 2 | 1 | 18 |
| D31 | Northwestern State | *17 | 5-9 | 0-0 | 4-4 | 1-0-1 | 4 | 0 | 2 | 0 | 0 | 14 |
| J3 | at Missouri (7) | *32 | 8-15 | 0-0 | 2-2 | 1-5-6 | 2 | 0 | 2 | 0 | 0 | 18 |
| J7 | Kansas (14) | *26 | 5-16 | 0-0 | 1-2 | 4-3-7 | 4 | 1 | 2 | 0 | 1 | 11 |
| J9 | at Oklahoma State | *25 | 4-10 | 0-0 | 4-6 | 5-4-9 | 4 | 0 | 0 | 0 | 0 | 12 |
| J14 | Kansas State (18) | *35 | 9-10 | 0-0 | 3-4 | 2-1-3 | 4 | 0 | 2 | 1 | 2 | 21 |
| J17 | Texas Tech | *29 | 5-11 | 0-0 | 3-4 | 1-3-4 | 5 | 1 | 2 | 0 | 0 | 13 |
| J21 | at Texas A&M | *37 | 8-14 | 0-0 | 1-1 | 4-3-7 | 2 | 0 | 1 | 1 | 1 | 17 |
| J24 | Baylor (6) | *35 | 6-14 | 0-0 | 1-2 | 2-1-3 | 2 | 0 | 0 | 0 | 2 | 13 |
| J28 | at Kansas State (22) | *26 | 1-7 | 0-0 | 1-2 | 0-1-1 | 5 | 2 | 2 | 0 | 1 | 3 |
| F1 | at Kansas (8) | *22 | 7-12 | 0-0 | 0-0 | 3-0-3 | 4 | 0 | 4 | 0 | 0 | 14 |
| F4 | Iowa State | *37 | 11-19 | 0-0 | 5-5 | 2-1-3 | 3 | 2 | 1 | 1 | 0 | 27 |
| F6 | Missouri (4) | *32 | 5-10 | 0-0 | 2-2 | 3-1-4 | 3 | 1 | 2 | 0 | 0 | 14 |
| F11 | at Texas Tech | *32 | 7-16 | 0-0 | 0-0 | 1-2-3 | 1 | 0 | 2 | 0 | 0 | 12 |
| F14 | Texas | *21 | 3-7 | 0-0 | 0-0 | 0-0-0 | 4 | 0 | 1 | 0 | 1 | 6 |
| F18 | at Iowa State | *28 | 1-5 | 0-0 | 0-0 | 4-4-8 | 4 | 2 | 4 | 1 | 0 | 2 |
| F22 | Oklahoma State | *31 | 2-10 | 0-0 | 2-3 | 5-1-6 | 3 | 2 | 1 | 1 | 0 | 6 |
| F25 | at Baylor (13) | *30 | 3-11 | 0-0 | 3-5 | 3-6-9 | 4 | 1 | 1 | 0 | 0 | 9 |
| F29 | at Texas | *32 | 5-9 | 0-0 | 2-2 | 3-3-6 | 3 | 1 | 0 | 0 | 1 | 12 |
| M3 | Texas A&M | *32 | 4-10 | 0-0 | 2-2 | 1-6-7 | 1 | 0 | 1 | 0 | 1 | 10 |

* Starter

FITZGERALD'S CAREER HIGHS

| | |
|-----------------------------|---|
| Points | 27 vs. Iowa State (2/4/12) |
| Field Goals | 11 vs. Iowa State (2/4/12) |
| Field Goal Attempts | 19 vs. Iowa State (2/4/12) |
| 3-Point Field Goals | None |
| 3-Point Field Goal Attempts | None |
| Free Throws Made | 6 (five times) |
| Free Throw Attempts | 8 vs. Texas A&M (3/6/10) |
| Rebounds | 13 (twice) |
| Assists | 3 vs. Baylor (2/27/10) |
| Blocked Shots | 3 vs. Texas Tech (1/18/11) |
| Steals | 5 vs. North Carolina Central (11/15/10) |
| Minutes Played | 39 (twice) |



5 C.J. WASHINGTON

6-7, 230, SENIOR, FORWARD
STRINGTOWN, OKLA.
(CONNORS STATE COLLEGE)

| PTS | REB | FG% | MIN |
|-----|-----|------|------|
| 2.1 | 3.5 | .464 | 11.5 |


WASHINGTON GAME BY GAME IN 2011-12

| Date | Opponent | MIN | FG | 3FG | FT | O-D-T | PF | A | TO | B | S | TP |
|------|----------------------|-----|-----|-----|-----|--------|----|---|----|---|---|----|
| N11 | Idaho State | | | | | DNP | | | | | | |
| N18 | Coppin State | 18 | 3-4 | 0-0 | 0-0 | 3-5-8 | 2 | 3 | 1 | 0 | 0 | 6 |
| N24 | vs. Washington State | 3 | 0-2 | 0-0 | 0-0 | 1-1-2 | 0 | 0 | 0 | 0 | 0 | 0 |
| N25 | vs. Santa Clara | 8 | 0-1 | 0-0 | 0-0 | 0-4-4 | 0 | 0 | 0 | 1 | 0 | 0 |
| N27 | vs. Saint Louis | 10 | 1-2 | 0-0 | 0-0 | 0-2-2 | 0 | 0 | 0 | 0 | 0 | 2 |
| D2 | Sacramento State | 17 | 1-1 | 0-0 | 0-0 | 0-1-1 | 2 | 1 | 1 | 2 | 0 | 2 |
| D8 | Oral Roberts | 17 | 3-4 | 0-0 | 2-2 | 3-3-6 | 2 | 1 | 0 | 0 | 0 | 8 |
| D10 | Arkansas | 3 | 0-2 | 0-0 | 0-0 | 0-2-2 | 0 | 0 | 1 | 0 | 0 | 0 |
| D17 | vs. Houston | 4 | 0-0 | 0-0 | 0-0 | 0-0-0 | 0 | 0 | 0 | 0 | 0 | 0 |
| D21 | South Carolina State | 13 | 2-6 | 0-0 | 1-2 | 7-5-12 | 2 | 0 | 0 | 0 | 0 | 5 |
| D29 | at Cincinnati | 6 | 0-0 | 0-0 | 0-0 | 0-2-2 | 0 | 0 | 0 | 0 | 0 | 0 |
| D31 | Northwestern State | 14 | 4-5 | 0-0 | 0-0 | 2-3-5 | 0 | 0 | 0 | 3 | 3 | 8 |
| J3 | at Missouri (7) | 8 | 0-1 | 0-0 | 0-0 | 0-2-2 | 2 | 0 | 0 | 0 | 0 | 0 |
| J7 | Kansas (14) | 17 | 1-2 | 0-0 | 0-2 | 2-0-2 | 1 | 0 | 1 | 1 | 0 | 2 |
| J9 | at Oklahoma State | 2 | 0-1 | 0-0 | 0-0 | 0-0-0 | 0 | 0 | 0 | 0 | 0 | 0 |
| J14 | Kansas State (18) | 11 | 1-1 | 0-0 | 0-0 | 0-0-0 | 2 | 0 | 0 | 0 | 1 | 2 |
| J17 | Texas Tech | 10 | 0-1 | 0-0 | 0-0 | 2-2-4 | 1 | 0 | 1 | 1 | 1 | 0 |
| J21 | at Texas A&M | 11 | 2-2 | 0-0 | 0-0 | 2-2-4 | 3 | 0 | 0 | 1 | 1 | 4 |
| J24 | Baylor (6) | 6 | 1-1 | 0-0 | 0-0 | 1-1-2 | 1 | 1 | 0 | 0 | 0 | 2 |
| J28 | at Kansas State (22) | 17 | 2-3 | 0-0 | 0-0 | 1-2-3 | 4 | 0 | 0 | 0 | 0 | 4 |
| F1 | at Kansas (8) | 19 | 0-1 | 0-0 | 1-2 | 1-5-6 | 4 | 0 | 0 | 0 | 1 | 1 |
| F4 | Iowa State | 10 | 0-0 | 0-0 | 0-0 | 1-2-3 | 1 | 0 | 0 | 0 | 0 | 0 |
| F6 | Missouri (4) | 14 | 1-6 | 0-0 | 0-0 | 3-4-7 | 1 | 1 | 0 | 0 | 1 | 2 |
| F11 | at Texas Tech | 14 | 0-0 | 0-0 | 0-0 | 1-2-3 | 2 | 0 | 0 | 0 | 1 | 0 |
| F14 | Texas | 6 | 0-0 | 0-0 | 0-0 | 0-0-0 | 2 | 0 | 0 | 0 | 0 | 0 |
| F18 | at Iowa State | 11 | 0-0 | 0-0 | 0-0 | 0-1-1 | 0 | 0 | 0 | 0 | 0 | 0 |
| F22 | Oklahoma State | 22 | 0-1 | 0-0 | 4-4 | 3-5-8 | 2 | 0 | 0 | 2 | 2 | 4 |
| F25 | at Baylor (13) | 7 | 0-0 | 0-0 | 0-0 | 0-1-1 | 4 | 0 | 1 | 0 | 1 | 0 |
| F29 | at Texas | 19 | 2-5 | 0-0 | 1-1 | 4-4-8 | 0 | 0 | 1 | 0 | 0 | 5 |
| M3 | Texas A&M | 16 | 2-4 | 0-0 | 0-0 | 2-2-4 | 3 | 0 | 1 | 0 | 0 | 4 |

* Starter

WASHINGTON'S CAREER HIGHS

| | |
|-----------------------------|--|
| Points | 9 (twice) |
| Field Goals | 4 (twice) |
| Field Goal Attempts | 6 (three times) |
| 3-Point Field Goals | None |
| 3-Point Field Goal Attempts | None |
| Free Throws Made | 4 (three times) |
| Free Throw Attempts | 6 vs. Sacramento State (12/21/10) |
| Rebounds | 12 vs. South Carolina State (12/21/11) |
| Assists | 3 vs. Coppin State (11/18/11) |
| Blocked Shots | 3 (twice) |
| Steals | 3 vs. Northwestern State (12/31/11) |
| Minutes Played | 25 vs. Texas Tech (3/2/11) |



13 JAMES FRASCHILLA

5-10, 142, FRESHMAN, GUARD
DALLAS, TEXAS
(HIGHLAND PARK HS)

| PTS | REB | AST | MIN |
|-----|-----|-----|-----|
| 0.3 | 0.1 | 0.0 | 1.2 |

FRASCHILLA GAME BY GAME IN 2011-12

| Date | Opponent | MIN | FG | 3FG | FT | O-D-T | PF | A | TO | B | S | TP |
|------|----------------------|-----|-----|-----|-----|-------|----|---|----|---|---|----|
| N11 | Idaho State | | | | | DNP | | | | | | |
| N18 | Coppin State | 2 | 0-0 | 0-0 | 0-0 | 0-0-0 | 1 | 0 | 0 | 0 | 0 | 0 |
| N24 | vs. Washington State | | | | | DNP | | | | | | |
| N25 | vs. Santa Clara | | | | | DNP | | | | | | |
| N27 | vs. Saint Louis | | | | | DNP | | | | | | |
| D2 | Sacramento State | | | | | DNP | | | | | | |
| D8 | Oral Roberts | 0+ | 0-0 | 0-0 | 0-0 | 0-0-0 | 0 | 0 | 0 | 0 | 0 | 0 |
| D10 | Arkansas | 1 | 0-0 | 0-0 | 0-0 | 0-0-0 | 0 | 0 | 0 | 0 | 0 | 0 |
| D17 | vs. Houston | | | | | DNP | | | | | | |
| D21 | South Carolina State | 2 | 1-2 | 0-0 | 0-0 | 1-0-1 | 1 | 0 | 0 | 0 | 0 | 2 |
| D29 | at Cincinnati | | | | | DNP | | | | | | |
| D31 | Northwestern State | 1 | 0-0 | 0-0 | 0-0 | 0-0-0 | 0 | 0 | 0 | 0 | 0 | 0 |
| J3 | at Missouri (7) | 2 | 0-0 | 0-0 | 0-0 | 0-0-0 | 0 | 0 | 0 | 0 | 0 | 0 |
| J7 | Kansas (14) | 1 | 0-0 | 0-0 | 0-0 | 0-0-0 | 0 | 0 | 0 | 0 | 0 | 0 |
| J9 | at Oklahoma State | | | | | DNP | | | | | | |
| J14 | Kansas State (18) | | | | | DNP | | | | | | |
| J17 | Texas Tech | | | | | DNP | | | | | | |
| J21 | at Texas A&M | | | | | DNP | | | | | | |
| J24 | Baylor (6) | | | | | DNP | | | | | | |
| J28 | at Kansas State (22) | | | | | DNP | | | | | | |
| F1 | at Kansas (8) | 2 | 0-0 | 0-0 | 0-0 | 0-0-0 | 0 | 0 | 0 | 0 | 0 | 0 |
| F4 | Iowa State | | | | | DNP | | | | | | |
| F6 | Missouri (4) | | | | | DNP | | | | | | |
| F11 | at Texas Tech | 1 | 0-0 | 0-0 | 0-0 | 0-0-0 | 1 | 0 | 0 | 0 | 0 | 0 |
| F14 | Texas | | | | | DNP | | | | | | |
| F18 | at Iowa State | | | | | DNP | | | | | | |
| F22 | Oklahoma State | 0+ | 0-0 | 0-0 | 1-2 | 0-0-0 | 0 | 0 | 0 | 0 | 0 | 1 |
| F25 | at Baylor (13) | | | | | DNP | | | | | | |
| F29 | at Texas | | | | | DNP | | | | | | |
| M3 | Texas A&M | | | | | DNP | | | | | | |

* Starter

FRASCHILLA'S CAREER HIGHS

| | |
|-----------------------------|---------------------------------------|
| Points | 2 vs. South Carolina State (12/21/11) |
| Field Goals | 1 vs. South Carolina State (12/21/11) |
| Field Goal Attempts | 2 vs. South Carolina State (12/21/11) |
| 3-Point Field Goals | None |
| 3-Point Field Goal Attempts | None |
| Free Throws Made | 1 vs. Oklahoma State (2/22/12) |
| Free Throw Attempts | 2 vs. Oklahoma State (2/22/12) |
| Rebounds | 1 vs. South Carolina State (12/21/11) |
| Assists | None |
| Blocked Shots | None |
| Steals | None |
| Minutes Played | 2 (four times) |



14 CARL BLAIR

6-2, 205, JUNIOR, GUARD
HOUSTON, TEXAS
(UNIVERSITY OF NEW ORLEANS)

| PTS | REB | AST | MIN |
|-----|-----|-----|------|
| 3.6 | 2.2 | 2.6 | 15.6 |

BLAIR GAME BY GAME IN 2011-12


| Date | Opponent | MIN | FG | 3FG | FT | O-D-T | PF | A | TO | B | S | TP |
|------|----------------------|-----|------|-----|-----|--------|----|---|----|---|---|----|
| N11 | Idaho State | *27 | 3-7 | 3-6 | 3-6 | 0-6-6 | 4 | 5 | 2 | 0 | 0 | 12 |
| N18 | Coppin State | 12 | 2-3 | 2-3 | 0-0 | 0-0-0 | 3 | 4 | 4 | 0 | 1 | 6 |
| N24 | vs. Washington State | 6 | 0-1 | 0-1 | 0-0 | 0-0-0 | 1 | 0 | 3 | 0 | 0 | 0 |
| N25 | vs. Santa Clara | 13 | 0-1 | 0-0 | 2-2 | 0-0-0 | 2 | 2 | 3 | 0 | 1 | 2 |
| N27 | vs. Saint Louis | 17 | 1-4 | 1-2 | 0-0 | 0-1-1 | 0 | 1 | 4 | 0 | 2 | 3 |
| D2 | Sacramento State | 17 | 1-3 | 1-3 | 2-2 | 3-2-5 | 0 | 3 | 1 | 0 | 1 | 5 |
| D8 | Oral Roberts | 13 | 1-1 | 0-0 | 0-1 | 0-0-0 | 1 | 3 | 2 | 0 | 0 | 2 |
| D10 | Arkansas | 14 | 0-1 | 0-0 | 3-4 | 0-2-2 | 1 | 2 | 1 | 0 | 2 | 3 |
| D17 | vs. Houston | 13 | 0-1 | 0-0 | 0-0 | 1-1-2 | 1 | 2 | 1 | 0 | 1 | 0 |
| D21 | South Carolina State | 19 | 1-4 | 1-3 | 0-0 | 1-1-2 | 2 | 5 | 2 | 0 | 1 | 3 |
| D29 | at Cincinnati | 13 | 0-0 | 0-0 | 0-0 | 0-1-1 | 2 | 1 | 2 | 0 | 2 | 0 |
| D31 | Northwestern State | 17 | 0-1 | 0-0 | 2-3 | 0-2-2 | 3 | 6 | 3 | 1 | 1 | 2 |
| J3 | at Missouri (7) | 11 | 0-1 | 0-1 | 2-2 | 0-0-0 | 2 | 1 | 2 | 0 | 0 | 0 |
| J7 | Kansas (14) | 12 | 2-3 | 1-1 | 6-6 | 0-0-0 | 1 | 3 | 1 | 0 | 2 | 11 |
| J9 | at Oklahoma State | 30 | 6-16 | 2-7 | 6-7 | 3-7-10 | 3 | 2 | 4 | 0 | 5 | 20 |
| J14 | Kansas State (18) | *30 | 1-8 | 1-4 | 2-4 | 0-3-3 | 2 | 5 | 0 | 0 | 3 | 5 |
| J17 | Texas Tech | *22 | 0-3 | 0-3 | 0-0 | 0-2-2 | 1 | 4 | 2 | 0 | 2 | 0 |
| J21 | at Texas A&M | *10 | 0-2 | 0-2 | 0-0 | 1-2-3 | 3 | 3 | 2 | 0 | 1 | 0 |
| J24 | Baylor (6) | 9 | 1-1 | 0-0 | 0-0 | 0-1-1 | 1 | 1 | 2 | 0 | 1 | 2 |
| J28 | at Kansas State (22) | 20 | 0-2 | 0-1 | 2-2 | 0-2-2 | 2 | 5 | 1 | 1 | 4 | 2 |
| F1 | at Kansas (8) | 15 | 0-2 | 0-0 | 0-0 | 1-2-3 | 0 | 3 | 2 | 0 | 1 | 0 |
| F4 | Iowa State | 18 | 1-4 | 0-3 | 0-0 | 1-3-4 | 3 | 3 | 1 | 0 | 0 | 2 |
| F6 | Missouri (4) | 26 | 2-3 | 2-2 | 0-0 | 0-5-5 | 2 | 3 | 1 | 0 | 0 | 6 |
| F11 | at Texas Tech | 14 | 0-6 | 0-5 | 2-2 | 0-3-3 | 2 | 0 | 2 | 0 | 0 | 2 |
| F14 | Texas | 7 | 0-1 | 0-1 | 0-0 | 1-1-2 | 1 | 1 | 2 | 0 | 0 | 0 |
| F18 | at Iowa State | 13 | 4-5 | 1-2 | 3-3 | 0-2-2 | 1 | 2 | 1 | 0 | 0 | 12 |
| F22 | Oklahoma State | 8 | 0-2 | 0-1 | 0-0 | 0-2-2 | 0 | 3 | 1 | 0 | 0 | 0 |
| F25 | at Baylor (13) | 4 | 0-1 | 0-1 | 0-0 | 1-0-1 | 1 | 0 | 0 | 0 | 0 | 0 |
| F29 | at Texas | 26 | 2-3 | 0-0 | 0-2 | 0-0-0 | 3 | 4 | 3 | 1 | 3 | 4 |
| M3 | Texas A&M | 12 | 1-2 | 0-1 | 0-0 | 0-1-1 | 0 | 2 | 1 | 0 | 0 | 2 |

* Starter

BLAIR'S CAREER HIGHS

| | |
|-----------------------------|--|
| Points |23 vs. Arkansas State (2/6/10*) |
| Field Goals |6 (five times) |
| Field Goal Attempts |16 vs. Oklahoma State (1/9/12) |
| 3-Point Field Goals |3 (twice) |
| 3-Point Field Goal Attempts |7 (four times) |
| Free Throws Made |9 (four times) |
| Free Throw Attempts |13 vs. Colorado (1/22/11) |
| Rebounds |11 vs. Florida International (1/2/10) |
| Assists |11 (twice) |
| Blocked Shots |1 (four times) |
| Steals |5 vs. Oklahoma State (1/9/12) |
| Minutes Played |40 (twice*) |

* At University of New Orleans



15 TYLER NEAL

6-7, 227, SOPHOMORE, FORWARD
OKLAHOMA CITY, OKLA.
(PUTNAM CITY WEST HS)

| PTS | REB | 3FG% | MIN |
|-----|-----|------|------|
| 4.0 | 2.5 | .333 | 13.1 |

NEAL GAME BY GAME IN 2011-12

| Date | Opponent | MIN | FG | 3FG | FT | O-D-T | PF | A | TO | B | S | TP |
|------|----------------------|-----|-----|-----|-----|-------|----|---|----|---|---|----|
| N11 | Idaho State | 15 | 2-3 | 0-0 | 0-0 | 4-3-7 | 1 | 1 | 2 | 0 | 1 | 4 |
| N18 | Coppin State | 18 | 3-8 | 3-6 | 0-0 | 1-2-3 | 3 | 1 | 1 | 0 | 0 | 9 |
| N24 | vs. Washington State | 13 | 0-1 | 0-1 | 2-2 | 0-3-3 | 2 | 0 | 0 | 1 | 0 | 2 |
| N25 | vs. Santa Clara | 8 | 1-2 | 1-2 | 0-0 | 0-2-2 | 2 | 0 | 0 | 0 | 0 | 3 |
| N27 | vs. Saint Louis | 16 | 1-2 | 1-2 | 4-4 | 1-0-1 | 1 | 0 | 0 | 0 | 1 | 7 |
| D2 | Sacramento State | 19 | 3-7 | 2-5 | 0-0 | 0-3-3 | 1 | 1 | 2 | 0 | 0 | 8 |
| D8 | Oral Roberts | 19 | 1-1 | 1-1 | 2-2 | 0-3-3 | 1 | 1 | 2 | 0 | 2 | 5 |
| D10 | Arkansas | 28 | 5-9 | 4-8 | 4-4 | 0-5-5 | 3 | 4 | 1 | 0 | 0 | 18 |
| D17 | vs. Houston | 23 | 2-4 | 1-3 | 4-5 | 2-4-6 | 3 | 1 | 1 | 0 | 2 | 9 |
| D21 | South Carolina State | 17 | 1-7 | 0-3 | 1-2 | 0-2-2 | 1 | 1 | 1 | 0 | 2 | 3 |
| D29 | at Cincinnati | 21 | 3-8 | 2-6 | 0-1 | 1-4-5 | 5 | 0 | 1 | 0 | 0 | 8 |
| D31 | Northwestern State | 14 | 1-1 | 0-0 | 0-0 | 0-1-1 | 2 | 0 | 3 | 0 | 0 | 2 |
| J3 | at Missouri (7) | 14 | 0-3 | 0-1 | 0-0 | 0-0-0 | 2 | 1 | 2 | 0 | 0 | 0 |
| J7 | Kansas (14) | 9 | 0-1 | 0-1 | 1-2 | 0-0-0 | 0 | 0 | 1 | 1 | 1 | 1 |
| J9 | at Oklahoma State | 21 | 0-3 | 0-2 | 0-0 | 5-2-7 | 3 | 0 | 1 | 0 | 2 | 0 |
| J14 | Kansas State (18) | 6 | 1-1 | 1-1 | 1-2 | 0-0-0 | 1 | 1 | 2 | 0 | 0 | 4 |
| J17 | Texas Tech | 8 | 1-2 | 0-1 | 0-0 | 0-0-0 | 0 | 0 | 1 | 0 | 0 | 2 |
| J21 | at Texas A&M | 8 | 0-2 | 0-2 | 0-0 | 0-1-1 | 0 | 0 | 1 | 0 | 0 | 0 |
| J24 | Baylor (6) | 7 | 0-0 | 0-0 | 0-0 | 0-0-0 | 0 | 1 | 0 | 0 | 0 | 0 |
| J28 | at Kansas State (22) | 2 | 0-0 | 0-0 | 0-0 | 0-1-0 | 0 | 0 | 2 | 0 | 0 | 0 |
| F1 | at Kansas (8) | 7 | 2-3 | 0-0 | 0-0 | 0-1-1 | 0 | 1 | 0 | 0 | 0 | 4 |
| F4 | Iowa State | 7 | 1-2 | 0-1 | 0-0 | 1-4-5 | 0 | 1 | 0 | 0 | 0 | 2 |
| F6 | Missouri (4) | 2 | 0-0 | 0-0 | 0-0 | 0-1-1 | 1 | 0 | 1 | 0 | 0 | 0 |
| F11 | at Texas Tech | 6 | 0-2 | 0-1 | 0-0 | 0-2-2 | 0 | 0 | 1 | 0 | 0 | 0 |
| F14 | Texas | 17 | 2-4 | 2-4 | 2-2 | 1-3-4 | 3 | 1 | 2 | 0 | 1 | 8 |
| F18 | at Iowa State | 20 | 4-7 | 2-5 | 0-0 | 0-3-3 | 3 | 0 | 0 | 2 | 0 | 10 |
| F22 | Oklahoma State | 20 | 3-5 | 2-4 | 1-2 | 0-3-3 | 0 | 1 | 2 | 0 | 0 | 9 |
| F25 | at Baylor (13) | 15 | 0-6 | 0-5 | 2-2 | 1-5-6 | 0 | 1 | 1 | 0 | 0 | 2 |
| F29 | at Texas | 9 | 0-1 | 0-1 | 0-0 | 0-0-0 | 0 | 0 | 0 | 0 | 0 | 0 |
| M3 | Texas A&M | 5 | 0-0 | 0-0 | 0-0 | 1-0-1 | 1 | 0 | 3 | 0 | 0 | 0 |

* Starter

NEAL'S CAREER HIGHS

| | |
|-----------------------------|---------------------------------|
| Points |18 vs. Arkansas (12/10/12) |
| Field Goals |5 vs. Arkansas (12/10/12) |
| Field Goal Attempts |9 vs. Arkansas (12/10/12) |
| 3-Point Field Goals |4 vs. Arkansas (12/10/12) |
| 3-Point Field Goal Attempts |8 vs. Arkansas (12/10/12) |
| Free Throws Made |6 vs. Virginia (11/23/10) |
| Free Throw Attempts |6 (three times) |
| Rebounds |7 (three times) |
| Assists |4 vs. Arkansas (12/10/12) |
| Blocked Shots |2 vs. Iowa State (2/18/12) |
| Steals |2 (four times) |
| Minutes Played |28 (twice) |



21 CAMERON CLARK

6-6, 198, SOPHOMORE, GUARD
SHERMAN, TEXAS
(SHERMAN HS)

| PTS | REB | AST | MIN |
|-----|-----|-----|------|
| 8.6 | 4.6 | 1.2 | 27.2 |

CLARK GAME BY GAME IN 2011-12

| Date | Opponent | MIN | FG | 3FG | FT | O-D-T | PF | A | TO | B | S | TP |
|------|----------------------|-----|------|-----|-----|--------|----|---|----|---|---|----|
| N11 | Idaho State | *22 | 1-10 | 0-3 | 0-2 | 1-2-3 | 2 | 0 | 1 | 0 | 2 | 2 |
| N18 | Coppin State | *20 | 2-8 | 0-0 | 0-0 | 1-3-4 | 1 | 4 | 1 | 2 | 1 | 4 |
| N24 | vs. Washington State | *29 | 5-9 | 0-1 | 1-3 | 1-1-2 | 2 | 1 | 2 | 0 | 1 | 11 |
| N25 | vs. Santa Clara | *26 | 3-10 | 0-0 | 5-6 | 2-0-2 | 3 | 1 | 2 | 0 | 0 | 11 |
| N27 | vs. Saint Louis | *28 | 7-13 | 0-0 | 0-2 | 3-3-6 | 3 | 1 | 2 | 1 | 0 | 14 |
| D2 | Sacramento State | *26 | 7-12 | 3-5 | 1-2 | 0-3-3 | 1 | 3 | 0 | 3 | 2 | 18 |
| D8 | Oral Roberts | *30 | 5-8 | 2-2 | 4-6 | 1-7-8 | 2 | 2 | 2 | 0 | 0 | 16 |
| D10 | Arkansas | *13 | 0-3 | 0-1 | 0-0 | 0-1-1 | 2 | 3 | 1 | 0 | 0 | 0 |
| D17 | vs. Houston | *26 | 6-11 | 0-1 | 2-2 | 0-2-2 | 3 | 0 | 4 | 0 | 0 | 14 |
| D21 | South Carolina State | *26 | 4-10 | 0-0 | 0-0 | 1-1-2 | 0 | 1 | 1 | 2 | 1 | 8 |
| D29 | at Cincinnati | *21 | 0-7 | 0-0 | 0-0 | 0-2-2 | 2 | 3 | 1 | 0 | 0 | 0 |
| D31 | Northwestern State | *30 | 1-5 | 0-0 | 2-2 | 1-8-9 | 3 | 0 | 3 | 0 | 0 | 4 |
| J3 | at Missouri (7) | *28 | 2-7 | 0-0 | 4-4 | 1-0-1 | 0 | 3 | 0 | 0 | 0 | 8 |
| J7 | Kansas (14) | *30 | 2-4 | 0-0 | 5-5 | 0-5-5 | 1 | 1 | 2 | 0 | 0 | 9 |
| J9 | at Oklahoma State | *14 | 2-7 | 0-0 | 0-0 | 1-6-7 | 4 | 3 | 0 | 0 | 1 | 4 |
| J14 | Kansas State (18) | 14 | 4-6 | 0-0 | 2-2 | 0-3-3 | 0 | 0 | 2 | 0 | 2 | 10 |
| J17 | Texas Tech | 23 | 3-9 | 0-0 | 4-6 | 0-3-3 | 0 | 0 | 1 | 0 | 2 | 10 |
| J21 | at Texas A&M | 35 | 3-8 | 0-0 | 1-2 | 0-3-3 | 4 | 2 | 2 | 0 | 0 | 7 |
| J24 | Baylor (6) | *32 | 4-10 | 0-1 | 0-0 | 0-1-1 | 4 | 0 | 1 | 0 | 1 | 8 |
| J28 | at Kansas State (22) | *28 | 5-9 | 0-0 | 1-3 | 3-3-6 | 1 | 1 | 2 | 0 | 1 | 11 |
| F1 | at Kansas (8) | *30 | 2-6 | 0-0 | 0-0 | 1-4-5 | 3 | 0 | 2 | 0 | 0 | 4 |
| F4 | Iowa State | *29 | 1-8 | 0-1 | 2-4 | 4-7-11 | 3 | 0 | 4 | 1 | 2 | 4 |
| F6 | Missouri (4) | *18 | 0-1 | 0-1 | 0-2 | 1-0-1 | 1 | 0 | 1 | 1 | 1 | 0 |
| F11 | at Texas Tech | *32 | 2-6 | 0-1 | 2-2 | 0-6-6 | 2 | 2 | 2 | 0 | 0 | 6 |
| F14 | Texas | *38 | 6-9 | 0-0 | 1-2 | 1-6-7 | 1 | 0 | 1 | 0 | 0 | 13 |
| F18 | at Iowa State | *36 | 8-14 | 0-0 | 0-0 | 1-3-4 | 2 | 0 | 2 | 0 | 3 | 16 |
| F22 | Oklahoma State | *33 | 6-12 | 0-1 | 2-2 | 0-5-5 | 2 | 1 | 0 | 0 | 1 | 14 |
| F25 | at Baylor (13) | *32 | 5-8 | 0-0 | 2-3 | 2-3-5 | 3 | 1 | 2 | 0 | 2 | 12 |
| F29 | at Texas | *34 | 6-14 | 0-0 | 0-0 | 3-8-11 | 0 | 1 | 3 | 0 | 0 | 12 |
| M3 | Texas A&M | *34 | 3-8 | 0-0 | 3-3 | 1-8-9 | 1 | 1 | 1 | 2 | 2 | 9 |

* Starter

CLARK'S CAREER HIGHS

| | |
|-----------------------------|------------------------------------|
| Points | 26 vs. Central Arkansas (12/30/10) |
| Field Goals | 11 (twice) |
| Field Goal Attempts | 19 vs. Baylor (2/2/11) |
| 3-Point Field Goals | 4 vs. Central Arkansas (12/30/10) |
| 3-Point Field Goal Attempts | 7 vs. Baylor (2/2/11) |
| Free Throws Made | 6 vs. Oklahoma State (3/5/11) |
| Free Throw Attempts | 7 vs. Oklahoma State (3/5/11) |
| Rebounds | 11 (three times) |
| Assists | 4 (twice) |
| Blocked Shots | 3 vs. Sacramento State (12/2/11) |
| Steals | 3 (twice) |
| Minutes Played | 44 vs. Iowa State (1/29/11) |



24 ROMERO OSBY

6-8, 232, JUNIOR, FORWARD
MERIDIAN, MISS.
(MISSISSIPPI STATE UNIVERSITY)

| PTS | REB | FG% | MIN |
|------|-----|------|------|
| 12.7 | 7.4 | .486 | 30.0 |

OSBY GAME BY GAME IN 2011-12

| Date | Opponent | MIN | FG | 3FG | FT | O-D-T | PF | A | TO | B | S | TP |
|------|----------------------|-----|-------|-----|-----|---------|----|---|----|---|---|----|
| N11 | Idaho State | *31 | 5-9 | 1-1 | 6-7 | 6-4-10 | 3 | 4 | 2 | 2 | 1 | 17 |
| N18 | Coppin State | *22 | 4-8 | 0-0 | 3-4 | 4-6-10 | 0 | 0 | 0 | 1 | 1 | 11 |
| N24 | vs. Washington State | *26 | 3-7 | 1-2 | 2-2 | 2-4-6 | 2 | 0 | 0 | 0 | 0 | 9 |
| N25 | vs. Santa Clara | *32 | 3-8 | 0-1 | 3-4 | 3-7-10 | 2 | 1 | 3 | 1 | 0 | 9 |
| N27 | vs. Saint Louis | *24 | 6-13 | 0-1 | 2-4 | 4-2-6 | 3 | 0 | 1 | 0 | 0 | 14 |
| D2 | Sacramento State | *23 | 4-5 | 0-0 | 0-0 | 2-2-4 | 0 | 3 | 1 | 0 | 1 | 8 |
| D8 | Oral Roberts | *21 | 3-4 | 0-1 | 1-2 | 4-3-7 | 5 | 0 | 1 | 2 | 0 | 7 |
| D10 | Arkansas | *32 | 2-5 | 0-0 | 6-6 | 2-5-7 | 0 | 2 | 2 | 2 | 0 | 10 |
| D17 | vs. Houston | *19 | 2-11 | 0-0 | 1-2 | 5-5-10 | 2 | 0 | 1 | 1 | 1 | 5 |
| D21 | South Carolina State | *27 | 4-13 | 0-0 | 2-6 | 4-14-18 | 1 | 1 | 1 | 1 | 3 | 10 |
| D29 | at Cincinnati | *38 | 6-10 | 0-0 | 0-0 | 2-10-12 | 1 | 0 | 1 | 0 | 0 | 12 |
| D31 | Northwestern State | *31 | 8-13 | 0-0 | 2-2 | 0-5-5 | 1 | 0 | 0 | 2 | 0 | 18 |
| J3 | at Missouri (7) | *32 | 3-7 | 0-1 | 0-0 | 0-3-3 | 2 | 1 | 0 | 1 | 1 | 6 |
| J7 | Kansas (14) | *29 | 3-8 | 0-0 | 3-4 | 4-5-9 | 1 | 0 | 5 | 0 | 0 | 9 |
| J9 | at Oklahoma State | *38 | 8-17 | 1-1 | 1-5 | 6-4-10 | 3 | 1 | 2 | 1 | 1 | 18 |
| J14 | Kansas State (18) | *28 | 6-8 | 0-1 | 6-6 | 2-4-6 | 4 | 0 | 3 | 0 | 1 | 18 |
| J17 | Texas Tech | *32 | 4-7 | 0-0 | 7-8 | 2-6-8 | 3 | 0 | 1 | 5 | 1 | 15 |
| J21 | at Texas A&M | *35 | 8-10 | 0-0 | 2-4 | 3-2-5 | 4 | 2 | 2 | 1 | 0 | 18 |
| J24 | Baylor (6) | *38 | 5-11 | 0-1 | 6-7 | 5-6-11 | 2 | 0 | 1 | 2 | 1 | 16 |
| J28 | at Kansas State (22) | *37 | 2-9 | 0-0 | 5-7 | 2-1-3 | 4 | 0 | 3 | 2 | 2 | 9 |
| F1 | at Kansas (8) | *32 | 6-16 | 1-1 | 6-7 | 3-4-7 | 4 | 2 | 2 | 1 | 0 | 19 |
| F4 | Iowa State | *33 | 6-9 | 1-1 | 4-4 | 2-2-4 | 3 | 1 | 1 | 0 | 1 | 17 |
| F6 | Missouri (4) | *29 | 3-8 | 0-0 | 3-8 | 2-4-6 | 2 | 2 | 5 | 0 | 1 | 9 |
| F11 | at Texas Tech | *29 | 2-7 | 0-1 | 5-8 | 3-5-8 | 4 | 1 | 3 | 0 | 0 | 9 |
| F14 | Texas | *35 | 5-10 | 1-1 | 2-4 | 2-3-5 | 5 | 1 | 2 | 1 | 1 | 13 |
| F18 | at Iowa State | *27 | 3-9 | 0-1 | 4-5 | 0-5-5 | 3 | 3 | 1 | 0 | 0 | 10 |
| F22 | Oklahoma State | *27 | 8-15 | 0-0 | 0-0 | 2-11-13 | 2 | 1 | 3 | 2 | 1 | 16 |
| F25 | at Baylor (13) | *32 | 5-10 | 0-0 | 2-2 | 2-5-7 | 4 | 1 | 5 | 1 | 0 | 12 |
| F29 | at Texas | *30 | 5-12 | 1-3 | 3-4 | 1-4-5 | 2 | 1 | 3 | 1 | 0 | 14 |
| M3 | Texas A&M | *31 | 11-15 | 0-0 | 2-3 | 0-2-2 | 2 | 0 | 0 | 0 | 0 | 24 |

* Starter

OSBY'S CAREER HIGHS

| | |
|-----------------------------|--|
| Points | 24 vs. Texas A&M (3/3/12) |
| Field Goals | 11 vs. Texas A&M (3/3/12) |
| Field Goal Attempts | 17 vs. Oklahoma State (1/9/12) |
| 3-Point Field Goals | 2 (five times) |
| 3-Point Field Goal Attempts | 3 (seven times) |
| Free Throws Made | 7 (twice) |
| Free Throw Attempts | 10 vs. Texas Tech (11/29/08*) |
| Rebounds | 18 vs. South Carolina State (12/21/11) |
| Assists | 4 (three times) |
| Blocked Shots | 5 vs. Texas Tech (1/17/12) |
| Steals | 3 (twice) |
| Minutes Played | 38 (four times) |

* At Mississippi State



31 BARRY HONORÉ

6-7, 270, SENIOR, FORWARD
GARLAND, TEXAS
(SOUTHERN UNIVERSITY)

| PTS | REB | BLK | MIN |
|-----|-----|-----|-----|
| 0.7 | 0.9 | 0.4 | 4.4 |


HONORÉ GAME BY GAME IN 2011-12

| Date | Opponent | MIN | FG | 3FG | FT | O-D-T | PF | A | TO | B | S | TP |
|------|----------------------|-----|-----|-----|-----|-------|----|---|----|---|---|----|
| N11 | Idaho State | 5 | 1-1 | 0-0 | 0-0 | 0-0-0 | 0 | 0 | 0 | 2 | 0 | 2 |
| N18 | Coppin State | 8 | 0-0 | 0-0 | 2-2 | 2-1-3 | 0 | 0 | 1 | 1 | 0 | 2 |
| N24 | vs. Washington State | 1 | 0-0 | 0-0 | 0-0 | 0-0-0 | 0 | 0 | 0 | 0 | 0 | 0 |
| N25 | vs. Santa Clara | 2 | 0-0 | 0-0 | 0-0 | 0-0-0 | 1 | 0 | 1 | 0 | 0 | 0 |
| N27 | vs. Saint Louis | 1 | 0-0 | 0-0 | 0-0 | 0-0-0 | 0 | 0 | 0 | 0 | 0 | 0 |
| D2 | Sacramento State | 5 | 1-3 | 0-0 | 0-0 | 1-0-1 | 1 | 0 | 1 | 1 | 0 | 2 |
| D8 | Oral Roberts | 3 | 0-2 | 0-0 | 0-0 | 0-0-0 | 0 | 0 | 0 | 0 | 0 | 0 |
| D10 | Arkansas | 10 | 1-1 | 0-0 | 0-0 | 2-1-3 | 2 | 0 | 0 | 1 | 0 | 2 |
| D17 | vs. Houston | 5 | 0-0 | 0-0 | 0-0 | 0-0-0 | 0 | 0 | 0 | 1 | 0 | 0 |
| D21 | South Carolina State | 10 | 1-1 | 0-0 | 0-0 | 2-0-2 | 0 | 0 | 0 | 1 | 0 | 2 |
| D29 | at Cincinnati | 2 | 0-0 | 0-0 | 0-0 | 0-1-1 | 0 | 0 | 0 | 0 | 0 | 0 |
| D31 | Northwestern State | 12 | 1-2 | 0-0 | 2-4 | 3-1-4 | 1 | 2 | 1 | 0 | 0 | 4 |
| J3 | at Missouri (7) | 4 | 0-1 | 0-0 | 0-0 | 0-0-0 | 1 | 0 | 0 | 0 | 0 | 0 |
| J7 | Kansas (14) | 7 | 0-0 | 0-0 | 0-1 | 2-0-2 | 0 | 0 | 1 | 1 | 0 | 0 |
| J9 | at Oklahoma State | 4 | 0-0 | 0-0 | 0-0 | 0-0-0 | 0 | 0 | 0 | 0 | 0 | 0 |
| J14 | Kansas State (18) | | | | | DNP | | | | | | |
| J17 | Texas Tech | 3 | 0-0 | 0-0 | 0-0 | 0-0-0 | 1 | 0 | 0 | 0 | 0 | 0 |
| J21 | at Texas A&M | | | | | DNP | | | | | | |
| J24 | Baylor (6) | | | | | DNP | | | | | | |
| J28 | at Kansas State (22) | | | | | DNP | | | | | | |
| F1 | at Kansas (8) | 2 | 0-1 | 0-0 | 0-0 | 1-0-1 | 0 | 0 | 0 | 0 | 0 | 0 |
| F4 | Iowa State | | | | | DNP | | | | | | |
| F6 | Missouri (4) | | | | | DNP | | | | | | |
| F11 | at Texas Tech | 1 | 0-0 | 0-0 | 0-0 | 0-0-0 | 0 | 0 | 0 | 0 | 0 | 0 |
| F14 | Texas | | | | | DNP | | | | | | |
| F18 | at Iowa State | | | | | DNP | | | | | | |
| F22 | Oklahoma State | 0+ | 0-0 | 0-0 | 0-0 | 0-0-0 | 0 | 0 | 0 | 0 | 0 | 0 |
| F25 | at Baylor (13) | | | | | DNP | | | | | | |
| F29 | at Texas | | | | | DNP | | | | | | |
| M3 | Texas A&M | 2 | 0-0 | 0-0 | 0-0 | 0-0-0 | 0 | 1 | 0 | 0 | 0 | 0 |

* Starter

HONORÉ'S OKLAHOMA HIGHS

| | |
|-----------------------------|-------------------------------------|
| Points | 6 (twice) |
| Field Goals | 3 (twice) |
| Field Goal Attempts | 4 vs. Texas Southern (11/18/10) |
| 3-Point Field Goals | None |
| 3-Point Field Goal Attempts | 1 vs. Texas A&M (1/8/11) |
| Free Throws Made | 2 vs. Northwestern State (12/31/11) |
| Free Throw Attempts | 4 vs. Northwestern State (12/31/11) |
| Rebounds | 4 vs. Northwestern State (12/31/11) |
| Assists | 2 (twice) |
| Blocked Shots | 2 (twice) |
| Steals | None |
| Minutes Played | 19 vs. Texas Southern (11/18/10) |



32 CASEY ARENT

6-10, 227, JUNIOR, CENTER
PENRYN, CALIF.
(SIERRA COLLEGE)

| PTS | REB | STL | MIN |
|-----|-----|-----|-----|
| 1.2 | 1.8 | 0.3 | 6.1 |

ARENT GAME BY GAME IN 2011-12

| Date | Opponent | MIN | FG | 3FG | FT | O-D-T | PF | A | TO | B | S | TP |
|------|----------------------|-----|-----|-----|-----|-------|----|---|----|---|---|----|
| N11 | Idaho State | 12 | 1-2 | 0-0 | 2-2 | 1-0-1 | 1 | 0 | 3 | 0 | 1 | 4 |
| N18 | Coppin State | 13 | 3-5 | 0-0 | 0-0 | 3-6-9 | 2 | 1 | 1 | 1 | 0 | 6 |
| N24 | vs. Washington State | 9 | 1-3 | 0-0 | 0-0 | 2-1-3 | 0 | 0 | 2 | 1 | 0 | 2 |
| N25 | vs. Santa Clara | 8 | 1-2 | 0-0 | 0-0 | 1-1-2 | 2 | 0 | 0 | 0 | 0 | 2 |
| N27 | vs. Saint Louis | 15 | 1-2 | 0-0 | 0-0 | 1-0-1 | 3 | 0 | 0 | 0 | 0 | 2 |
| D2 | Sacramento State | 13 | 0-2 | 0-0 | 0-0 | 1-2-3 | 1 | 0 | 3 | 0 | 2 | 0 |
| D8 | Oral Roberts | 6 | 0-3 | 0-0 | 0-0 | 2-0-2 | 2 | 0 | 1 | 0 | 0 | 0 |
| D10 | Arkansas | 5 | 0-1 | 0-0 | 0-0 | 0-0-0 | 2 | 0 | 1 | 0 | 1 | 0 |
| D17 | vs. Houston | | | | | DNP | | | | | | |
| D21 | South Carolina State | 10 | 2-4 | 0-0 | 0-0 | 4-5-9 | 2 | 0 | 1 | 0 | 0 | 4 |
| D29 | at Cincinnati | | | | | DNP | | | | | | |
| D31 | Northwestern State | 7 | 0-0 | 0-0 | 2-2 | 0-1-1 | 3 | 0 | 0 | 0 | 0 | 2 |
| J3 | at Missouri (7) | 4 | 0-2 | 0-0 | 0-0 | 1-1-2 | 1 | 0 | 0 | 0 | 0 | 0 |
| J7 | Kansas (14) | 1 | 0-0 | 0-0 | 0-0 | 0-0-0 | 0 | 0 | 0 | 0 | 0 | 0 |
| J9 | at Oklahoma State | 5 | 0-0 | 0-0 | 0-0 | 0-1-1 | 0 | 0 | 0 | 0 | 0 | 0 |
| J14 | Kansas State (18) | 5 | 0-0 | 0-0 | 0-0 | 0-0-0 | 0 | 0 | 0 | 0 | 1 | 0 |
| J17 | Texas Tech | 6 | 0-0 | 0-0 | 0-0 | 0-1-1 | 4 | 0 | 0 | 0 | 1 | 0 |
| J21 | at Texas A&M | 8 | 2-2 | 0-0 | 0-0 | 2-2-4 | 2 | 0 | 0 | 0 | 0 | 4 |
| J24 | Baylor (6) | 4 | 0-0 | 0-0 | 0-0 | 0-0-0 | 0 | 0 | 0 | 0 | 0 | 0 |
| J28 | at Kansas State (22) | | | | | DNP | | | | | | |
| F1 | at Kansas (8) | 2 | 0-0 | 0-0 | 0-0 | 0-1-1 | 0 | 0 | 1 | 0 | 0 | 0 |
| F4 | Iowa State | | | | | DNP | | | | | | |
| F6 | Missouri (4) | 3 | 0-0 | 0-0 | 0-0 | 0-0-0 | 0 | 0 | 0 | 0 | 0 | 0 |
| F11 | at Texas Tech | 3 | 0-0 | 0-0 | 0-0 | 0-1-1 | 2 | 0 | 1 | 0 | 0 | 0 |
| F14 | Texas | 4 | 0-1 | 0-0 | 0-0 | 1-0-1 | 1 | 0 | 1 | 0 | 0 | 0 |
| F18 | at Iowa State | | | | | DNP | | | | | | |
| F22 | Oklahoma State | 0+ | 0-0 | 0-0 | 0-0 | 0-0-0 | 0 | 0 | 0 | 0 | 0 | 0 |
| F25 | at Baylor (13) | 4 | 1-1 | 0-0 | 0-0 | 0-0-0 | 2 | 0 | 0 | 1 | 0 | 2 |
| F29 | at Texas | 0+ | 0-0 | 0-0 | 0-0 | 0-0-0 | 0 | 0 | 0 | 0 | 0 | 0 |
| M3 | Texas A&M | | | | | DNP | | | | | | |

* Starter

ARENT'S CAREER HIGHS

| | |
|-----------------------------|----------------------------------|
| Points | 6 vs. Coppin State (11/18/11) |
| Field Goals | 3 vs. Coppin State (11/18/11) |
| Field Goal Attempts | 5 vs. Coppin State (11/18/11) |
| 3-Point Field Goals | None |
| 3-Point Field Goal Attempts | None |
| Free Throws Made | 2 (twice) |
| Free Throw Attempts | 2 (twice) |
| Rebounds | 9 (twice) |
| Assists | 1 vs. Coppin State (11/18/11) |
| Blocked Shots | 1 (three times) |
| Steals | 2 vs. Sacramento State (12/2/11) |
| Minutes Played | 15 vs. Saint Louis (11/27/11) |

ROSTERS

NUMERICAL

| No. | Name | Pos. | Cl. | Ht. | Wt. | Hometown (Last School) |
|-----|---------------------|------|-----|------|-----|--|
| 1 | Sam Grooms | G | Jr. | 6-1 | 203 | Greensboro, N.C. (Chipola College [Fla.]) |
| 2 | Steven Pledger** | G | Jr. | 6-4 | 222 | Chesapeake, Va. (Atlantic Shores Christian School) |
| 3 | T.J. Franklin^ | G | Sr. | 5-11 | 175 | Fort Worth, Texas (North Crowley HS) |
| 4 | Andrew Fitzgerald** | F | Jr. | 6-8 | 247 | Baltimore, Md. (Brewster Academy [N.H.]) |
| 5 | C.J. Washington* | F | Sr. | 6-7 | 230 | Stringtown, Okla. (Connors State JC) |
| 12 | Jarrold Kruger# | G | So. | 6-1 | 174 | Topeka, Kan. (Kansas State University) |
| 13 | James Fraschilla^ | G | Fr. | 5-10 | 142 | Dallas, Texas (Highland Park HS) |
| 14 | Carl Blair* | G | Jr. | 6-2 | 205 | Houston, Texas (University of New Orleans) |
| 15 | Tyler Neal* | F | So. | 6-7 | 227 | Oklahoma City, Okla. (Putnam City West HS) |
| 21 | Cameron Clark* | G | So. | 6-6 | 198 | Sherman, Texas (Sherman HS) |
| 22 | Amath M'Baye# | F | Jr. | 6-9 | 214 | Bordeaux, France (University of Wyoming) |
| 24 | Romero Osby | F | Jr. | 6-8 | 232 | Meridian, Miss. (Mississippi State University) |
| 31 | Barry Honoré*^ | F | Sr. | 6-7 | 270 | Garland, Texas (Southern University) |
| 32 | Casey Arent | C | Jr. | 6-10 | 227 | Penryn, Calif. (Sierra College) |

ALPHABETICAL

| No. | Name | Pos. | Cl. | Ht. | Wt. | Hometown (Last School) |
|-----|---------------------|------|-----|------|-----|--|
| 32 | Casey Arent | C | Jr. | 6-10 | 227 | Penryn, Calif. (Sierra College) |
| 14 | Carl Blair* | G | Jr. | 6-2 | 205 | Houston, Texas (University of New Orleans) |
| 21 | Cameron Clark* | G | So. | 6-6 | 198 | Sherman, Texas (Sherman HS) |
| 4 | Andrew Fitzgerald** | F | Jr. | 6-8 | 247 | Baltimore, Md. (Brewster Academy [N.H.]) |
| 3 | T.J. Franklin^ | G | Sr. | 5-11 | 175 | Fort Worth, Texas (North Crowley HS) |
| 13 | James Fraschilla^ | G | Fr. | 5-10 | 142 | Dallas, Texas (Highland Park HS) |
| 1 | Sam Grooms | G | Jr. | 6-1 | 203 | Greensboro, N.C. (Chipola College [Fla.]) |
| 31 | Barry Honoré*^ | F | Sr. | 6-7 | 270 | Garland, Texas (Southern University) |
| 12 | Jarrold Kruger# | G | So. | 6-1 | 174 | Topeka, Kan. (Kansas State University) |
| 22 | Amath M'Baye# | F | Jr. | 6-9 | 214 | Bordeaux, France (University of Wyoming) |
| 15 | Tyler Neal* | F | So. | 6-7 | 227 | Oklahoma City, Okla. (Putnam City West HS) |
| 24 | Romero Osby | F | Jr. | 6-8 | 232 | Meridian, Miss. (Mississippi State University) |
| 2 | Steven Pledger** | G | Jr. | 6-4 | 222 | Chesapeake, Va. (Atlantic Shores Christian School) |
| 5 | C.J. Washington* | F | Sr. | 6-7 | 230 | Stringtown, Okla. (Connors State JC) |

* Letters earned at Oklahoma

^ Walk-on

Sitting out the 2011-12 season due to NCAA transfer rules

STAFF

Head Coach: Lon Kruger (Kansas State '75)

Assistant Coaches:

Chris Crutchfield (Nebraska-Omaha '92)

Steve Henson (Kansas State '90)

Lew Hill (Wichita State '88)

Director of Operations:

Mike Shepherd (Kansas State '92)

Video Coordinator:

Scott Thompson (Mississippi '02)

Director of Student-Athlete Performance:

Jozsef Szendrei (Oklahoma '03)

Trainer: Alex Brown (Appalachian State '79)

PRONUNCIATION GUIDE

Casey **Arent**: ARNT

James **Fraschilla**: frush-SHILL-UH

Barry **Honoré**: ahn-o-RAY

Amath M'Baye: ah-MOTT EM-by

Romero **Osby**: AHZ-bee